

Paris Region

Facts & Figures 2021





Welcome to Paris Region

Europe's Leading Business and Innovation Powerhouse

Paris Region Facts and Figures 2021 lays out a panorama of the Region's economic dynamism and social life, positioning it among the leading regions in Europe and worldwide.

Despite the global pandemic, the figures presented in this publication do not yet measure the impact of the health crisis, as the data reflects the reality of the previous months or year.* With its fundamental key indicators, the brochure, "Paris Region Facts and Figures 2021," is a tool for decision and action for companies and economic stakeholders. It is useful to economic and political leaders of the Region and to all who wish to have a global vision of this dynamic regional economy.

Paris Region Facts and Figures 2021 is a collaborative publication produced by Choose Paris Region, L'Institut Paris Region, and the Paris Île-de-France Regional Chamber of Commerce and Industry.

*L'Institut Paris Region has produced a specific note on the effects of the pandemic on the Paris Region economy: [How Covid-19 is forcing us to transform the economic model for The Paris Region](#), February 2021





© Yann Rabanier / Choose Paris Region

Table of contents

Welcome to Paris Region	5
Overview	6
Population	10
Economy and Business	12
Employment	18
Education	20
R&D and Innovation	24
Digital Infrastructure	27
Real Estate	28
Transport and Mobility	30
Logistics	32
Meetings and Exhibitions	34
Tourism and Quality of life	36

Paris Region, A Vibrant, Innovative and Sustainable Region

A Strong Know-How in Services and Industry

Paris Region is renowned worldwide for its strong expertise and know-how in key market areas, both in services and industry.

As a world leader in financial services, aerospace & defense and a pioneer in new mobility, new space, smart building, cleantech, and green energy, Paris Region is also recognized on the world stage for the quality of its research in health & life sciences. Paris Region is also a leader in IT, digital transformation, creative industries, logistics, agri-food, cosmetics, and many more fields.

An Outstanding Lifestyle

There's a reason why the Paris Region is the **#1** destination on the planet. With **50.6 million** visitors each year, the area is synonymous with culture, gastronomy, history and "art de vivre".

The Region is also committed to improving the environment, preserving biodiversity, and reducing carbon emissions.

A Massive Consumer Marketplace

Access to **513 million** European consumers, **12.4 million** inhabitants, **50.6 million** tourists, **8.1 million** visitors in the Region's main conference and exhibition centers.

World-Class Infrastructure

3 international airports, high-speed rail, an ever-expanding urban subway system thanks to the Grand Paris Express project, the largest urban renewal project in Europe, new modes of mobility, and an excellent broadband communication network.

A Dynamic and Fast-growing Region

A cultural and intellectual metropolis, a scientific and urban laboratory, Paris Region is France's economic powerhouse, accounting for **31.2%** of the national GDP, **23.3%** of France's workforce, and **40.5%** of the country's researchers.

53% of the residents are under the age of 40. This young and steadily growing population is not only attracted by the Region's economic opportunities but also by the quality of life offered.

A Breeding Ground for Talents

Large international and highly-qualified workforce: **6.5 million** jobs, **36.4%** of all French executives.

Europe's largest concentration of students: **716,750** students (**26.3%** of students in France). World-class engineers, researchers, scientists, Fields Medals, Abel and Nobel prizes... Internationally recognized technical and scientific skills (top business, engineering and specialized higher education institutions, engineers, researchers...).

A Thriving Business and Research Community

The highest GDP in the EU28 in billions of euros.

A vibrant exchange between Europe's highest concentration of Fortune Global 500 corporations, corporate headquarters, SMEs, trailblazing start-ups, and world-class competitiveness clusters. **#1** worldwide destination for international meetings. The leader in Europe for R&D talent and spending

Very Competitive Real Estate and Logistics Solutions

Paris Region is a constellation of diverse, specialized districts that make it a highly attractive location for a range of offices, industries, research areas, and lifestyles at very competitive costs.

Smart and Sustainable Region

Paris Region is deeply committed to promoting sustainability through business, environmentally responsible urban planning, and through projects with a positive social impact. Home to **18%** of France's population on **2%** of the national territory, Paris Region strives to provide its citizens with a greener environment that incorporates carbon-free urban planning.

Urban Development and Big Events

The prospect of the 2024 Olympic and Paralympic Games provides an exceptional opportunity for foreign companies and investors to try out their solutions in Paris Region.

The Grand Paris Express

The Grand Paris Express Project is changing the face of Paris Region by doubling the size of the regional super-subway network with **200 km** of new tracks and **68** new transit stations by 2030.

Paris 2024

Paris will also be hosting the 2024 Olympic and Paralympic Games, which will generate major infrastructure and construction projects.

A World Leading Economic, Innovative and Sustainable Region

Paris Region accounts for **18.3%** of the French population (**12.2 million**) and **31.2%** of the national wealth (GDP: **€734B**), while it respectively accounts for **2.7%** and **5.4%** of European Union's population and GDP.

Paris Region in the European Union

as of 01.03.2021



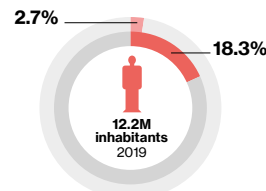
*UK has left the EU28 from 01.31.2020

Paris Region is part of:

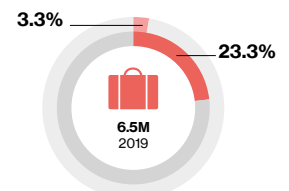
- The European Union
- The Schengen area
- The Eurozone

Paris Region vs. France & Europe

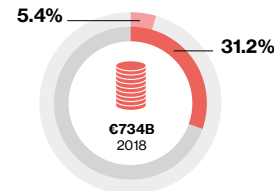
Population



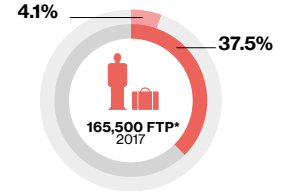
Jobs



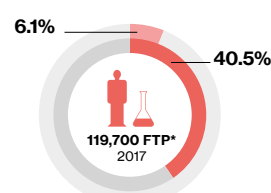
GDP



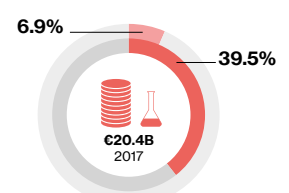
R&D workforce



R&D researchers



R&D expenditure



Paris Region / UE Paris Region / France

* Full Time Equivalent
Insee, Eurostat, Ministry of Education,
Higher Education and Research

An International Region

1.7 million foreigners live in the Region, making up **14.2%** of the population 2017

96,400 foreign students in higher education, including **80,700** in Paris Region's public universities 2019-20

7,500 foreign PhD students 2019-2020

5,800 foreign researchers 2019

22.2 million foreign visitors 2019

16,678 foreign sites
620,000 jobs,
1 out of 6 jobs in Paris Region is in a foreign company (**16.7%**) INSEE 2020, data 2013 and 2015

336 foreign companies
8,752 jobs created by foreign companies 2020

Paris Region in Figures



716,750
students



GDP €734B

GDP €60,100
per capita

GDP €112,555
per job



12,012 km²
surface area



1,166,500
companies

1,377,000
sites (all activities)

244,000
companies
created

8,000
start-ups



12.2 million
inhabitants

1,019
inhabitants
per km²



54.8 million m²
Office space



6.5 million jobs
(salaried and
non-salaried)



€134.7B
Import



€84.9B
Export



33.1 million
passengers
in Air Traffic



19 million
passengers

7
high-speed
train stations



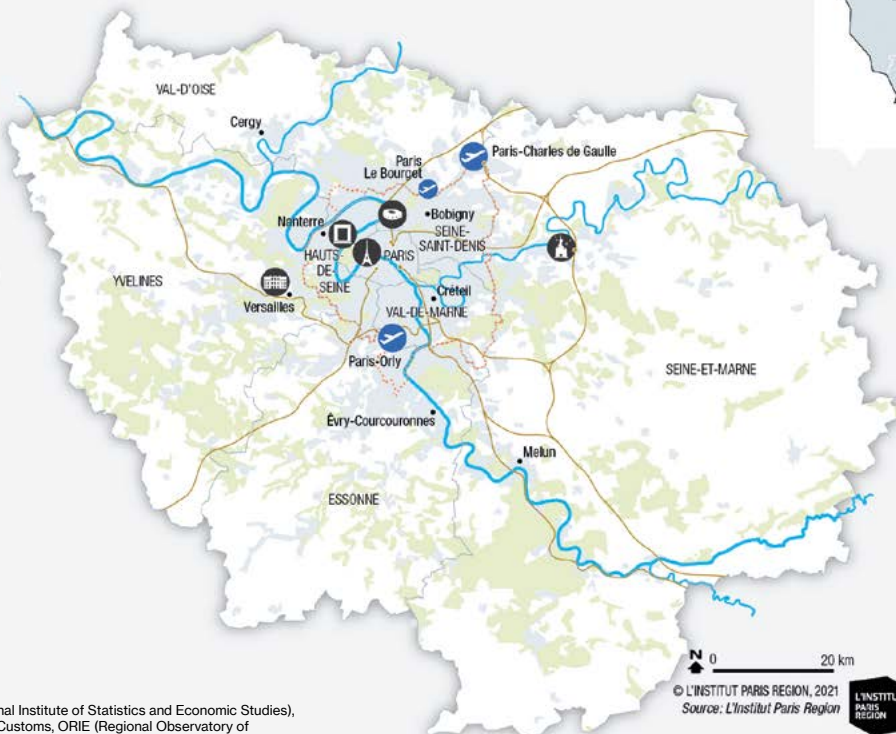
165,500
R&D jobs incl.

119,700
researchers

€20.4B
R&D expenditure



50.6 million
tourists,
incl.
22.2 million
foreign tourists



CRT Paris Île-de-France, Insee (National Institute of Statistics and Economic Studies), European Startups, Eurostat, French Customs, ORIE (Regional Observatory of Commercial Real Estate in Paris Region), Ministry of Education, Higher Education and Research, Paris Aéroports, SNCF (National Railways of France).
Data: latest year available.

© L'INSTITUT PARIS REGION, 2021
Source: L'Institut Paris Region



Paris Region's Position in International Rankings

Paris Region is one of the most attractive regions in the world according to different rankings on attractiveness, companies, foreign direct investments, talents, real estate, cost and quality of life... Recent international studies have put the Region within the top metropolises in the world in terms of Human Capital and Talent, Economic activity, Attractiveness, Quality of Life, Cultural experience, Information exchange, R&D and innovation, Tourism...



© Unsplash

Global Attractiveness

Global Cities Index 2019-20 on economic performances

Paris's consistent performance in information exchange (leader in the ranking), cultural experience, and political engagement ensured the city's solid hold on the number 3 position in 2020.

	2019	2020
New York	1	1
London	2	2
Paris	3	3
Tokyo	4	4
Beijing	9	5
Hong Kong	5	6
Los Angeles	7	7
Chicago	8	8
Singapore	6	9
Washington DC	10	10

A.T. Kearney

Global Cities Outlook 2019-20 on the potential of a city to attract and retain global capital, people, and ideas in coming years

	2019	2020
London	1	1
Toronto	11	2
Singapore	2	3
Tokyo	6	4
Paris	5	5
Munich	8	6
Abu Dhabi	20	7
Stockholm	10	8
Amsterdam	4	9
Dublin	9	10

A.T. Kearney

Global Power City Index 2019-20

World's most attractive cities according to their comprehensive power to attract people, capital, and enterprises from around the world.

	2019	2020
London	1	1
New York	2	2
Tokyo	3	3
Paris	4	4
Singapore	5	5
Amsterdam	6	6
Berlin	7	6
Seoul	7	8
Hong Kong	9	9
Shanghai	10	10

Mori Memorial's Foundation's Institute for Urban Strategies

Global Cities Index 2019-20

In one year, Paris has moved up from 14th to 5th place in the ranking that identifies cities that combine economic dynamism, excellent universities, forward-thinking environmental policies and excellent transport infrastructure.

	2019	2020
London	2	1
San Francisco	6	2
Boston	4	3
Paris	14	4
New York	9	5
Hong Kong	3	6
Toronto	16	7
San Jose	10	8
Seattle	5	9
Melbourne	12	10

Schroders

Foreign Direct Investments

Paris Region is Once More a Top Global Region for International Investments.

In 2020 investors' perceptions rank Paris **N°2** among the cities that will see their attractiveness increase the most in the next three years.

- Paris was comforted in the **top 3** most attractive global cities.
- Among the reasons quoted by investors to support their analysis, political stability, legal security, infrastructure and the concentration of talents come on top.

- Quality of life, quality of education and start-up ecosystem also make Paris as a prime destination for innovation.
- Paris Region benefits from an outstanding brand associated with a remarkably stable and favorable image.

KPMG – Paris Ile-de-France Capitale Economique, Choose Paris Region

Global Cities Investment Monitor 2020

International Investors' Perceptions of Future Attractiveness

#1 London
#2 New York
#3 Paris

KPMG – Paris Ile-de-France Capitale Economique, Choose Paris Region

fDi European Regions of the Future 2020-21

#1

Paris Region, European Region of the Future

Cost & Quality of Life

Cost of Living Survey 2020

Paris, ranked at the **50th** position, is cheaper than these European cities:

- #4 Zurich
- #8 Bern
- #9 Geneva
- #12 London
- #21 Moscow
- #25 Copenhagen
- #46 Dublin
- #47 Milan

Mercer 2020

Cost of Living, Le Coût de l'Expat

Paris is

- 19%-22% cheaper than Geneva, Zurich, London, New York, San Francisco
- Equivalent to Amsterdam, Los Angeles, Munich, Shanghai

Le coût de l'Expat, 25/03/2021

Cost of Living, ECA International

- Hong Kong, Tokyo, New York, Geneva, Zurich and London are the most expensive cities in the world
- Eurozone locations such as **Paris (29th)**, Dublin (37th), Helsinki (44th) and Munich (48th) are cheaper

ECA International, 2020

Quality of Living Survey 2019

The quality of life in Paris is very appreciated and ranked **39th** (out of 231 cities) ahead of many global cities such as:

- #40 Milan
- #41 London
- #43 Barcelona
- #44 New York
- #46 Madrid
- #55 Tokyo
- #56 Rome

Mercer 2019

Talents

Global Talent Competitiveness Index 2020

- #1 New York
- #2 London
- #3 Singapore
- #4 San Francisco
- #5 Boston
- #6 Hong Kong
- **#7 Paris**
- #8 Tokyo
- #9 Los Angeles
- #10 Munich

INSEAD, Adecco, Google, 2020

Financial Times Education Rankings 2020-21

HEC Paris #1

- Best executive MBA program
- Best European business school

INSEAD

- Best global MBA in the world

Tourism and Meetings

2019 Mastercard's Global Destination Cities Index

Total international overnight visitors by city

- #1 Bangkok 22.78 M
- **#2 Paris 19.10 M**
- #3 London 19.09 M
- #4 Dubai 15.93 M
- #5 Singapore 14.67 M

Mastercard

2019 ICCA Meetings organized in the World

Paris, #1 world destination for congresses

- #2 Vienna
- #3 Barcelona
- #4 Berlin
- #5 Madrid

ICCA, International Congress and Convention Association

Real Estate

2020 Attractiveness of Global Business Districts Report

Paris, La Défense, 4th largest business district in the world

- #1 London, The City
- #2 New York, Midtown
- #3 Tokyo, Marunouchi
- **#4 Paris, La Défense**
- #5 London, Canary Wharf
- #6 New York, Financial District
- #7 Beijing, CBD
- #8 Seoul, Gangnam
- #9 Singapore, Downtown Core
- #10 Chicago, The Loop

EY-ULI Index

Global Property Handbook 2020

Paris became the preferred city for international clients to invest in real estate

- **#1 Paris**
- #2 New York
- #3 Tokyo
- #4 Los Angeles
- #5 Hong Kong

Barnes

Emerging Trends in Real Estate, Europe 2021

Paris, #3 for its overall real estate prospects in 2021.

The Grand Paris project, Europe's largest transport scheme, is widely lauded as a game-changer for the French capital, setting it high on the competition.

"Paris crops up on every investor's wish list, for logistics and residential as well as offices."

Emerging Trends in Real Estate, Europe		
	2020	2021
1	Paris	Berlin
2	Berlin	London
3	Frankfurt	Paris
4	London	Frankfurt
5	Madrid	Amsterdam

PWC

R&D, Tech and Innovation

Global Innovation Index 2020

Paris, Europe's #1 and the world's #10 largest science and technology clusters

Cornell University, INSEAD, WIPO, 2020

Innovation Geographies 2020

Paris:

- **#2** most innovative city in Europe
- **#7** in the world behind London (#5), and ahead of New York (#8), Seoul (#10) and Munich (#13).

Paris stands out for its:

- High number of international projects
- High volume of start-ups
- Slightly above-average R&D spending as a percentage of GDP
- Large number of international patents filed
- High level of patenting activity, particularly in the private sector
- Areas of excellence, which include transportation equipment, pharmaceuticals and biotechnology

JLL, 2020

Innovation Cities Top 100 Index 2019

Paris, Europe's #2 and the world's #6 best city for innovation

2thinknow, 2019

Startup Blink 2020

Paris Region Innovation: 12th startup ecosystem in the world

StartupBlink, 2020

Tech Cities of the Future 2020-21

Paris, Europe's #2 tech city out of 76 cities

- #1 London
- **#2 Paris**
- #3 Dublin
- #4 Amsterdam
- #5 Berlin
- #6 Munich
- #7 Bucharest
- #8 Barcelona
- #9 Belfast
- #10 Cambridge

Criteria: investment opportunities, existence of a skilled workforce, and infrastructure development...

fDI Intelligence and the TNW (The Next Web)

A Young, Cosmopolitan and Talented Population

Paris Region is the most populated region in France and the EU. It is one of the youngest and most multicultural regions in Europe. The Region's population is incredibly diverse, with more foreigners living in the Region than in the rest of France. With a population growth of 0.5% per year between 2012 and 2017, the population of Paris Region is growing slightly faster than that of France.



© Yann Rabanier / Choose Paris Region

Europe's Most Populous Region

12.2M
inhabitants

2.7% of the European Union's population

Europe's most populous region ahead of Lombardy, Greater London, Andalusia, Auvergne-Rhône-Alpes, and Catalonia.
Eurostat 2020 (data 2019), NUTS 2

Paris Region: the Highest Natural Balance in the European Union

The region's natural surplus now exceeds that of any country in the EU.

Average annual population growth 2012-2017: **0.5%**
Insee 01/2021

Over 250,000
new inhabitants by 2025

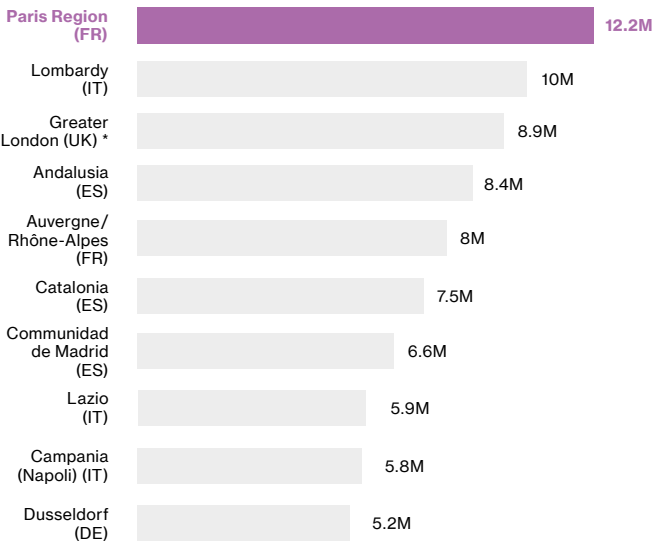
18.3%
of France's population

Over 100,000 inhabitants in 5 towns in Paris Region:

- Paris
- Boulogne-Billancourt
- Saint-Denis
- Argenteuil
- Montreuil

INSEE 2020, data 2018

Paris Region EU28's Most Populous Region 2019



* Greater London=Inner and Outer London
Eurostat 2020 (data 2019), NUTS 2

A Young, Dynamic Population

Paris Region contributes the most to the population growth in metropolitan France. The life expectancy at birth in Paris Region is the highest of all regions in metropolitan France. Fertility is fairly high in Paris Region, which is also the youngest region in metropolitan France.

25% of Paris Region's population is under 19, and 53% under 40				
Age	Paris Region		France	
	Total	Age group / Total Paris Region in %	Total	Age group / Total France in %
0-19	3,157,907	25.6	15,433,379	23.7
20-39	3,430,231	27.8	15,308,871	23.5
40-59	3,205,207	26.0	16,832,159	25.8
60-74	1,677,507	13.6	11,384,480	17.4
Over 75	855,577	6.9	6,290,954	9.6
Total	12,326,429	100%	65,249,843	100%

Insee, 2021, data 1.1.2021

Natality and Mortality

- **173,892** births
- **75,788** deaths
- **14.1‰** birth rate
- (France: **11.2‰**)

INSEE 03/20, data 2019

Life Expectancy

- Women's life expectancy
- **86.1** years (France: 85.6)
- Men's life expectancy
- **81.6** years (France: 79.7)

INSEE 3/20, data 2019

Fertility Rate by Region

- **Paris: 1.94 children per woman**
- Brussels: 1.82
- London: 1.60
- Upper Bavaria: 1.54
- Amsterdam: 1.49
- Berlin: 1.45
- Lombardy: 1.35
- Catalonia: 1.3

Eurostat 10/20, data 2018

Top 5 EU28 regions counting young people between 25 and 29 years old	
Paris Region (FR)	876,422
Greater London (UK)	702,250
Lombardy (IT)	507,098
Andalusia (ES)	485,720
Catalonia (ES)	414,079

Eurostat 06/2020, data 2019

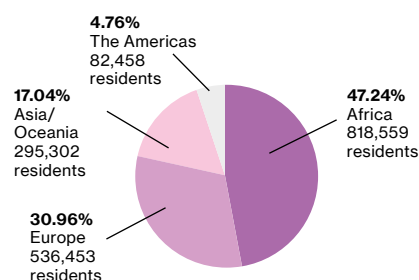
A Cosmopolitan Population

Paris Region is a place where people from all over the world live, study, work, and visit.

1.7M
foreign people
(1,732,772)

14.2%
of the Region's
population is foreign

Distribution of the Foreign Population in Paris Region



Africa 818,559



Algeria 208,691



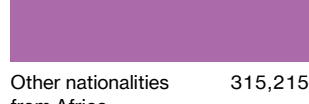
Morocco 148,104



Tunisia 79,565



Mali 66,984



Other nationalities from Africa 315,215

Europe 536,453



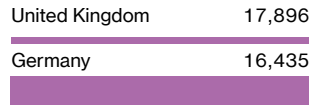
Portugal 230,771



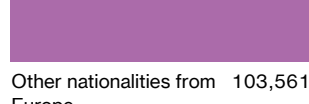
Italy 51,372



Romania 51,332



Spain 38,666



Poland 26,510

Asia and Oceania 295,302



China 69,351



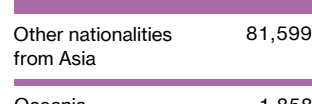
Turkey 57,373



Sri Lanka 40,655



Pakistan 16,787



India 16,656

The Americas 82,458



Haiti 26,310




USA 13,929



Brazil 11,172



Colombia 8,659



Canada 4,484

INSEE, 12/2020, data 2017

Europe's Leading Business Region

Paris Region is a prime business region in Europe, generating 31.2% of French national wealth and 5.4% of EU GDP, with most Fortune 500 company headquarters in Europe, a buzzing start-up scene and a thriving research community. A home to 1.1 million businesses and to the widest real estate market in Europe, Paris Region benefits from a highly attractive business environment.



Paris La Défense Business District © Adobstock

A Dynamic and Fast-Growing Region

Paris Region has by far the largest economy with the highest GDP in Europe, equivalent to that of the Netherlands, and higher than that of Sweden, Poland, Belgium or Norway.

Access to over **513 million** European consumers

Europe's highest concentration of Fortune 500 corporations

Paris Region's economic dynamism benefits from its position at the heart of the world's economy.

Paris Region is home to a truly diversified economy with industry leaders, innovative start-ups, and all key stakeholders in between.

GDP
€734B

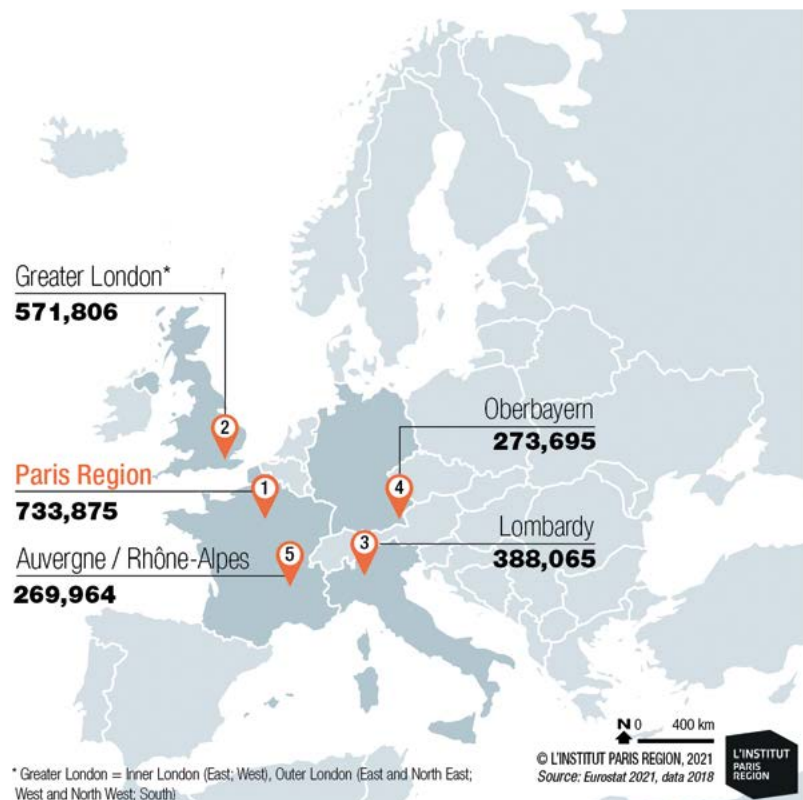
GDP per job
€112,555
INSEE 2021, data 2018

GDP per capita
€59,700
Eurostat 2021, data 2018

31.2%
of France's GDP

5.4%
of EU GDP

Top 5 European Regions for GDP (million euros in 2018)



A Business Powerhouse

The primary strength of Paris Region's economy is its concentration of jobs, corporate headquarters, small and medium-sized businesses, and start-ups. All of France's very large companies (> 1,500 employees each) and many foreign companies are located in the Region.

1,166,577
companies

INSEE 2020, data 2018, Commercial activities, excluding agriculture

244,147 companies
created in 2019

INSEE 2020, data 2019

1,377,233 sites

INSEE 2020, data at 01/21/2018

Start-ups

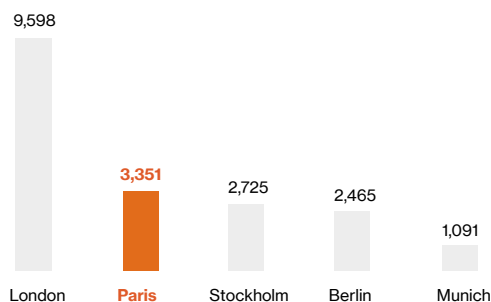
8,000
start-ups

European Startups 2020

Top 10 cities for start-ups

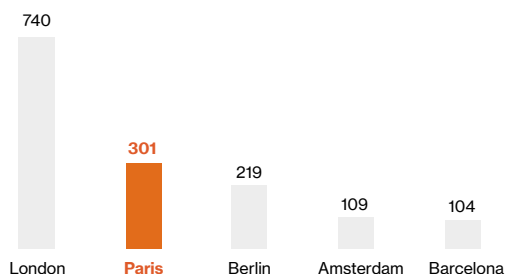
1. London: 24,000
2. **Paris: 8,000**
3. Berlin: 7,188
4. Amsterdam: 5,027
5. Munich: 2,968
6. Barcelona: 2,257
7. Dublin: 2,246
8. Madrid: 1,900
9. Helsinki: 1,476
10. Frankfurt: 942

Top 5 European Hubs by Capital Invested in 2020 (in US\$)



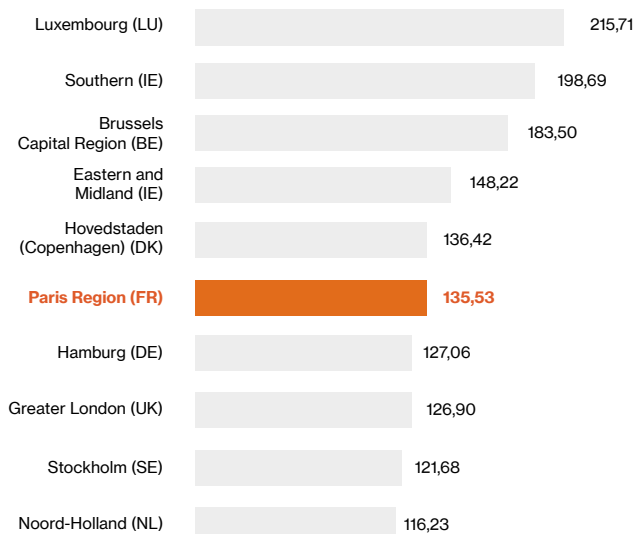
State of European Tech 2020, Atomico

Top 5 European Hubs by Number of Deals in 2020



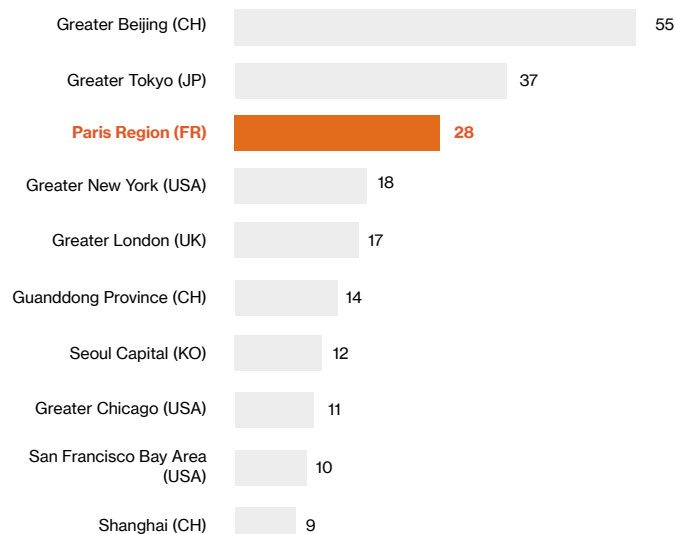
State of European Tech 2020, Atomico

Paris Region, the EU's 6th Leading Region for Labor Productivity



Apparent Labor Productivity - Source: Eurostat GDP in million euros 2018 (NUTS 2) divided by total number employed 15 years old and over (2018), Greater London= Inner + Outer London

Paris Region, Europe's Highest Concentration of Fortune 500 Global Corporate Headquarters



Fortune Magazine, Global 500, July 2020
Ranking by metropolitan regions. Estimates Choose Paris Region

Top 10 Corporate Headquarters in Paris Region - Fortune Global 500		
	Revenue in million dollars	Total workforce
Total	176,249	107,776
AXA	148,984	99,843
Crédit Agricole	104,972	73,037
Carrefour	85,905	321,383
BNP Paribas	85,058	194,001
PSA Peugeot Citroën	83,643	214,478
EDF	80,278	161,522
ENGIE	67,220	171,103
Renault	62,160	179,565
Christian Dior	60,071	149,685

Fortune Magazine, Global 500, July 2020
Ranking by metropolitan regions. Estimates Choose Paris Region

A Strong Expertise in Key Market Areas

In Both Services and Industry

Paris Region is renowned worldwide for its strong expertise and know-how in key market areas, in both services and industry. As a world leader in financial services, aerospace & defense, and a pioneer in new mobility, new space, smart city, cleantech and green energy, Paris Region is also recognized on the world stage for the quality of its research in health & life sciences.

Paris Region is also a leader in IT, digital transformation, creative industries, logistics, agri-food, cosmetics and many more fields.



Aerospace & Defense

Airbus Group, Dassault Aviation, Safran, Arianespace, European Space Agency, Alcatel-Lucent, Zodiac...



Commerce / Retail

Amazon, Bon Marché Rive Gauche, Carrefour, Cora, FNAC, Galeries Lafayette, Groupe Casino, H&M, Ikea, Marionnaud, Metro, Printemps, Uniqlo, Zara...



Food Industry/FoodTech

Danone, Finatis, Kraft Foods, Lactalis, Nestlé, Pernod Ricard, Agrana Fruit France, Coca-Cola, Grands Moulins de Paris, Sofrapain, William Saurin, ... Lunchr, Agriconomie, Innovafeed, Innovorder, Pazzi, Wynd, Ynsect... Carbios, DNA, N2I Rungis International Market



Automotive, Logistics and Mobility

Renault, Stellantis (PSA-Fiat Chrysler), Continental, Faurecia, Valeo, Air France-KLM Group, DHL, FedEx, GEFCO, Geodis, Groupe La Poste, Haropa Port de Paris, Paris Aéroport, RATP, SNCF, Sogaris, Systra, Transilien, Transdev...



Creative Industries, Film, TV

Gaumont, MK2, Netflix, Paramount, Pathé films, Sony Pictures, Twentieth Century Fox, Walt Disney, Warner Bros, UGC Distribution, Universal... Buf, Gameloft, Mac Guff, Mimesis Republic, Mikros Image, Neko-Entertainment, Ubisoft... TF1, France Television, Canal+, Mediawan, Newen, JLA Group, Tetra Media studio...



Business Services

Accenture, Cap Gemini, EY, Gide Loyrette Nouel, KPMG...



Healthcare & Life Sciences

AstraZeneca, Bristol-Myers Squibb, GlaxoSmithKline, Guerbet, Johnson and Johnson, Lilly, Merck, Pfizer, Roche, Sanofi, Novartis...



Fashion, Design, Luxury Goods

Cartier, Chanel, Hermes, Christian Louboutin, Kering (Gucci, Yves Saint-Laurent), LVMH (Louis Vuitton, Christian Dior, Guerlain...), L'Oréal...



IT and Digital Economy

Apple, Atos, Cisco, Dassault Systèmes, Facebook, Free, Fujitsu, Google, Horiba, Huawei, IBM, Microsoft, Motorola, Nokia France, Oracle, Orange, Philips, Safran Electronics and Defense, SAP, SFR Group, Siemens, Sony, Thales, Vivendi, ZTE...



Cleantech, Energy, Smart City

Air Liquide, Areva, EDF, ENGIE, Schneider Electric, Enedis, RTE... Siemens, Suez, Total Direct Energie, Veolia... Bouygues, Eiffage, GA Smart Building, Vinci...



Financial Services, Insurance


Bank of America, BNP Paribas, BPCE Group, CityBank, CM-CIC Group, Crédit Agricole, EBA European Bank Authority, Euronext Paris, JP Morgan, HSBC, La Banque Postale, Société Générale, Axa, Allianz, CNP Assurance, Generali...



M.I.C.E.*

Comexposium, Reed Midem, Viparis... Disneyland® Paris...

*Meetings, Incentives, Conventions, Exhibitions



Tourism, Hotels, Catering

Accor, Club Med, Elier Group, Louvre Hotels, Lucien Barrière Group, Marriott, Pierre et Vacances & Center Parcs Group, Sodexo ...

Paris Region, Cradle of Industry

The Region's industrial fabric includes leading-edge sectors such as the automobile, aeronautics, printing, electronics, pharmaceuticals and food processing industries, even though some of them are facing a deep crisis.

These economic activities shape the Paris Region's landscape, from the Seine Valley (automobile), La Défense (business), Saclay (science), and La Plaine-Sainte-Denis (film), to Rungis international market and the port of Gennevilliers (both dedicated to logistics).

Paris Region, at the Heart of World Trade

(2018)

€134.7B

27.3% of France's imports

€84.9B

19.8% of France's exports

Paris Region's Main Trading Partners

Europe

- Exports: **€47.7B, 56.2%**
- Imports: **€74.5B, 55.3%**

Asia and Oceania

- Exports: **€16.0B, 18.8%**
- Imports: **€39.4B, 29.2%**

The Americas

- Exports: **€13.0B, 15.3%**
- Imports: **€13.1B, 9.7%**

The top 3 most exported products are indicative of the specialization of Paris Region industries: Aerospace and Defense, Automotive, Pharmaceutical Industry.

Main Imported Products

- Automotive manufacturing products: **€18.2B, 13.5%**
- Telephones and communication equipment: **€8.2B, 6.1%**
- Pharmaceutical products: **€7.9B, 5.9%**

Main Exported Products

- Space and aeronautics manufacturing products: **€9.5B, 11.2%**
- Automotive manufacturing products: **€8.6B, 10.2%**
- Pharmaceutical products: **€7.3B, 8.6%**

French Customs, 2020



Safran © Cyril Abad - CAPA Pictures

Paris Region's Leading Business Partners (2020)

Top 10 suppliers			Top 10 customers		
Imports			Exports		
Country	Value (€ billion)	%	Country	Value (€ billion)	%
China	24.5	18.2	Germany	11.3	13.3
Germany	13.1	9.8	United States	10.2	12.0
United States	10.6	7.9	Italy	5.2	6.2
Spain	9.1	6.7	Belgium	5.1	6.0
Italy	8.9	6.6	China	4.7	5.5
Belgium	8.5	6.3	United Kingdom	4.5	5.4
Netherlands	6.0	4.5	Spain	4.4	5.2
United Kingdom	4.7	3.5	Switzerland	3.8	4.4
Switzerland	3.5	2.6	Hong Kong	2.9	3.4
Poland	3.1	2.3	Singapore	2.4	2.8
Global Total Paris Region*	134.7		Global Total Paris Region*	84.9	

French Customs, 2020, *including other countries

The main supplier countries are the major powers world's economies (China, USA), as well as the nearby countries.

For 10 years, Germany and the United States have been Paris Region's main export partners.

An Attractive Region for Foreign Companies

(2018)

Paris Region is the top French region in terms of hosting foreign companies and accounts for a third of all new business creations in France.

Europe's #1 Region for
Major Foreign Companies

16,678

Sites Depending on
a Foreign Company

620,000

jobs, 1 out of 6
in Paris Region (16.7%)

2020 FDI Arrivals

336 foreign direct investments (fdi) from **42** countries, representing nearly **10,800** jobs in the long term.

Main continents of origin

- **188** fdi from European groups, **6,265** jobs (**58%**)
- **83** fdi from American groups, **3,731** jobs (**34.6%**)
- **54** fdi from Asian and Oceanian groups, **663** jobs (**6.1%**)
- **11** fdi from other countries (Africa, Middle East) **138** jobs (**1.3%**)

Main countries of origin by number of jobs

- USA: **3,438** jobs (**32%**)
- Germany: **2,561** jobs (**24%**)
- UK: **878** jobs (**8.1%**)
- Switzerland: **637** jobs (**5.9%**)
- Spain: **382** jobs (**3.5%**)

Paris Region, gateway to European markets, strengthens its position in high value-added investments attracted by local talent

- Almost **80%** of projects and **64%** of jobs are generated by decision-making centers, business services and R&D
- The decision-making centers are generating **2,028** jobs

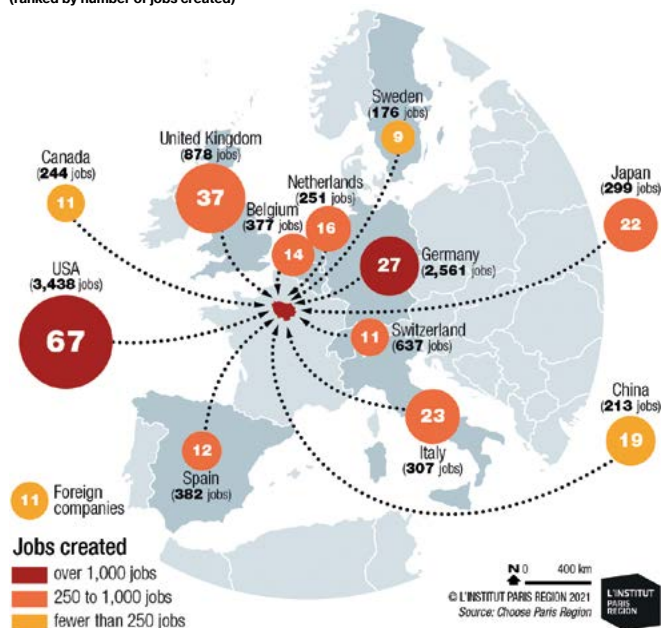
The reinvestment results (**5,500** jobs created, i.e. + **51%** compared to 2019), confirm investors' confidence in the opportunities offered by the Region for the development of their activities.

Choose Paris Region

Foreign Direct Investments in Paris Region:

Main Countries by Business Origin and Jobs Created in 2020

(ranked by number of jobs created)



Top Major Paris Region companies dependent on foreign groups (based on salaried workforce)

Country	Company	Salaried workforce
Netherlands	Ranstad	87,385
USA	Euro Disney Associes SAS	15,419
United Kingdom	Compass Group France	13,142
Sweden	Securitas France SARL	12,372
Netherlands	Select T T	12,058
Netherlands	Meubles Ikea France	10,099
United Kingdom	Action France	9,142
Luxembourg	Conforama France	9,044
Qatar	Inetum	8,617
Luxembourg	Arcelormittal France	7,348
Sweden	H&M Hennes & Mauritz	6,886
Canada	Ogf	5,885
USA	Cie IBM France	5,695
China	Club Med	5,507
Switzerland	Kuehne+Nagel	4,340
Germany	Robert Bosch France	3,908

Diane: 2/21

Competitive Business and Living Costs

Studies show that the cost of living in Paris Region compares favorably to other international cities such as New York, London, San Francisco and Geneva. That not only applies to personal costs such as housing, education, culture, and healthcare, but also to business expenses such as recruitment and office space, which is a great incentive for people to build their professional and personal future in the Region.

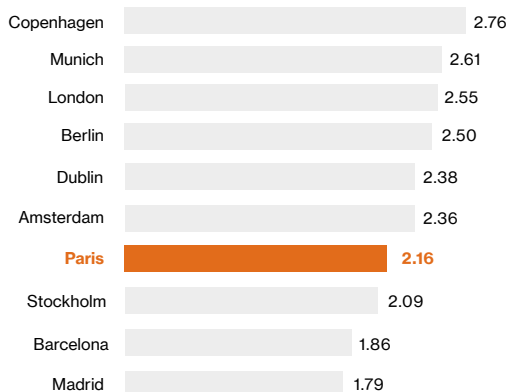
Very Competitive Costs to Run a Business

Budgeting for a team of 20-30 people (Million US\$ per year). Example for an A Stage software-as-a-service (SaaS) company			
City	Average Salary costs (\$M)	Average Office Space Cost (\$M)	Average Total Cost Base (\$M)
Copenhagen	2.70	0.06	2.76
Munich	2.49	0.12	2.61
London	2.25	0.30	2.55
Berlin	2.27	0.23	2.50
Dublin	2.21	0.17	2.38
Amsterdam	2.25	0.11	2.36
Paris	2.05	0.11	2.16
Stockholm	1.92	0.17	2.09
Barcelona	1.78	0.08	1.86
Madrid	1.68	0.11	1.79

The State of European Tech 2020, Atomico - AON, CBRE

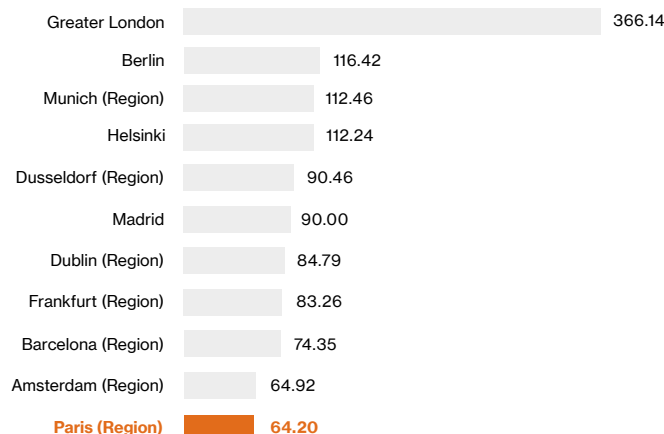
Budgeting for a Team of 20-30 People (Million US\$ per year)

Example for an A Stage software-as-a-service (SaaS) company



The State of European Tech 2020, Atomico - AON, CBRE

Industrial Costs: Total Cost of Industrial Space Based on Rental Fees Plus Any Taxes and/or Service Charges (Q3 2020). Cost (€ per m²)



Colliers/IDI Intelligence (Q3 2020)

A Very Competitive Cost of Living

Paris Region is More Affordable Than Greater London and Cheaper Than Many European Regions

Cost of Living Survey 2020

Paris, ranked at the 50th position, is cheaper than these European cities:

- Zurich (#4)
- Bern (#8)
- Geneva (#9)
- London (#12)
- Moscow (#21)
- Copenhagen (#25)
- Dublin (#46)
- Milan (#47)

Mercer 2020

Living costs are balanced out by the French public school and university systems' low tuition fees and the social security system.

Cost of Living in Paris Region vs Greater London		
Category	Description	Prices in Paris Region / Greater London
Real Estate	Rent per month for a 3-bedroom apartment downtown. 33% cheaper in Paris Region	€2,762 / €4,128
Transport	The monthly pass gives access to the entire Paris Region transport network (13 train lines, 14 metro lines, 1500 bus lines, 9 streetcar lines...) 30 to 60% cheaper depending on the type of transport: single ticket, monthly pass, cab	€75 / €190
Health	Particularly affordable health care rate in Paris Region Cost of a short visit to a private physician (15 minutes). 79% cheaper in Paris Region	€25 / €121
Sports	Monthly Fitness Club Membership. 31% cheaper in Paris Region	€39 / €56
Entertainment	The costs for leisure and entertainment are much cheaper in Paris than in London 2 Movie tickets. 30.5% cheaper in Paris Region	€11.45 / €16.5

Le Coût de l'Expat, Expatistan

Europe's Largest Talent Pool

Home to a large, well-educated, and international workforce, Paris Region is an ideal place to source technical skills and top talent. The Region's world-class universities and engineering schools are a major appeal for companies looking to recruit.



© Patrick Tourneboeuf - Station F

A Breeding Ground for Talents

6.5M
Jobs

INSEE 12/20, data 2019

23.3%
of all jobs in France

INSEE 12/20, data 2019

36.4%
of all French executives

INSEE, 2021, data 2017

6M salaried jobs
0.5M non-salaried jobs
Insee 12/20, data 2019

Executives' average annual net salary: **€52,180**
Insee 1/21, data 2017

Average annual net salary: **€29,790**
Insee 1/21, data 2017

8.3% Unemployment rate
Insee 1/21, data T3 2020

87.9% jobs in Services
6.9% in Industry
5.1% in Construction
0.1% in Agriculture
Insee, 12/20, data 2019

Paris Region's Active Population by Profession		
Managerial and highly-skilled occupations	1,716,328	28.1%
Service workers, sales, and administration	1,605,274	26.3%
Skilled and mid-level employees	1,549,189	25.4%
Laborers	833,424	13.6%
Skilled tradesmen and business directors	298,346	4.9%
Farm, fishing and forest operators	102,606	1.7%
Others	5,301	0.1%
Total active population (15-64 years old)	6,110,468	100%

Insee, 12/20, data 2017 - Total population 15-64 years

Characteristics of the population in Paris Region

Ages 25-39
37.9%



Women
51.7%



University graduates
42.5%



Executives
28.1%



Foreigners population
14.2%



A Highly Qualified Workforce in Science and Technology

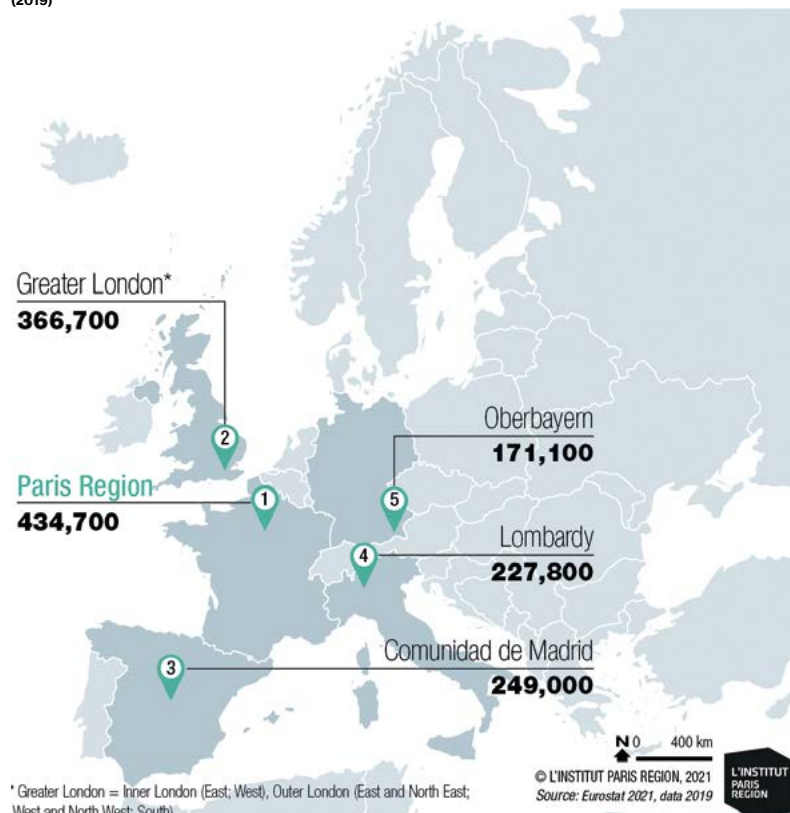
Paris Region, #2 European region in

- Specialized scientific and technical activities
- Scientists and engineers

Eurostat, 2021, data 2019

EU28 Top 5 Regions for People Employed in Science and Technology - High-Tech Sectors (High-Tech Manufacturing Sector and High-Tech / Knowledge-Based Service Sector)

(2019)



427,200

jobs in Information and Communication

Insee 2020, data 2018

332,000

jobs in Manufacturing services

Insee 2020, data 2018

322,500

jobs in Financial and Insurance services

Insee 2020, data 2018

Sector Breakdown of Business Sites and Jobs in Paris Region

Business sector	Sites	Jobs
Scientific and technical activities; administrative and support services	346,691	963,416
Trade of automotive vehicles and motorcycles	233,112	710,352
Construction	142,021	298,931
Public administration, education, health, and social action	141,872	232,988
Information and communications	99,248	427,210
Other service activities	86,960	118,604
Transportation and storage	82,787	365,869
Accommodation and food	71,517	297,145
Real Estate	60,655	78,295
Financial and insurance activities	58,169	322,385
Manufacturing of other industrial products	33,961	150,861
Manufacturing of food products, beverages, and tobacco products	9,110	51,078
Production / distribution of water, sewerage, waste management, and remediation activities	7,686	77,850
Manufacturing of electronic and computer products, machinery, and equipment	2,891	59,846
Manufacturing of transportation equipment	553	69,631
Coking and refining	26	1,268
Total	1,377,259	4,225,729

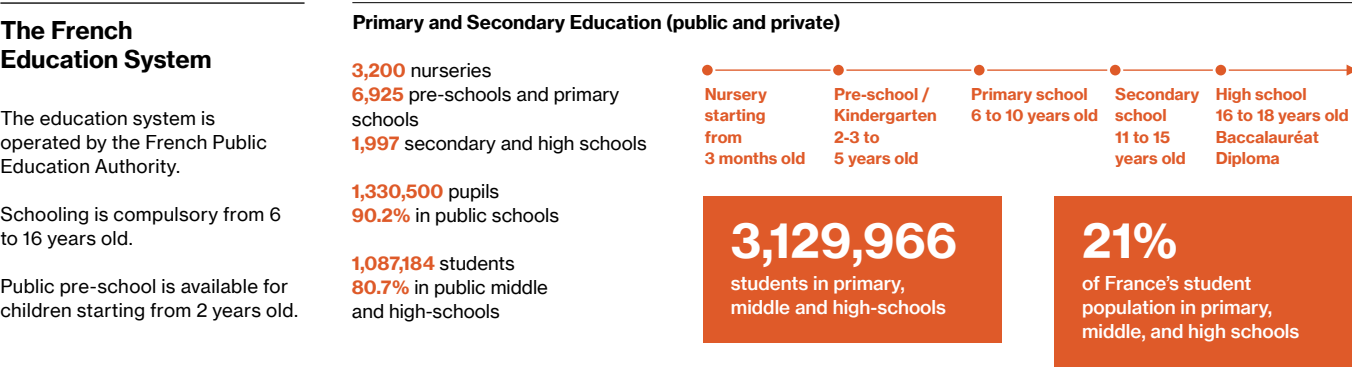
Insee, Répertoire des entreprises et des établissements - Commercial activities excluding agriculture (31/12/2018)

The Highest Concentration of Qualified Students

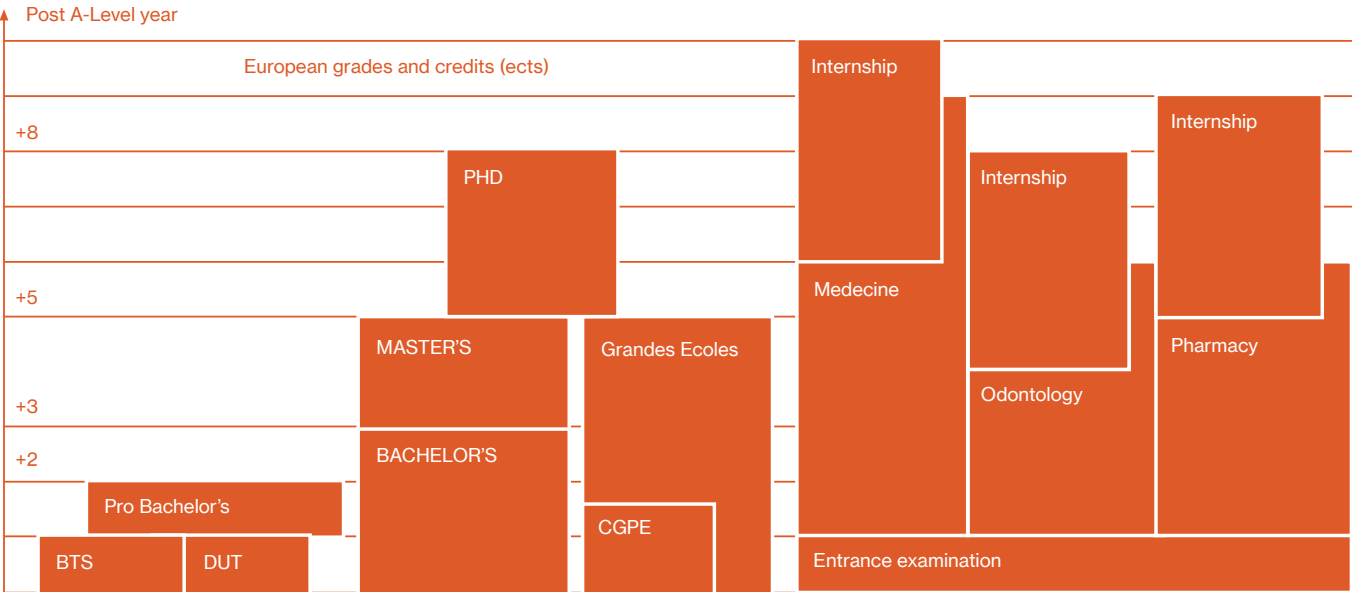
Paris Region offers a world-class education system with an ever-increasing number of programs catering to the needs of international students and families. Universities, engineering, business and specialized schools rank among the most prestigious in the world and offer an internationally renowned education, providing everyone with the best adapted training curriculum.



© GOBELINS, l'école de l'image



Higher Education



A-Levels

MESR (French Ministry of Higher Education and Research) - BTS: Technical programs - DUT: University Diploma of Technology

Grandes Ecoles: Engineering & Business schools - CGPE: class which prepares students to enter the Grandes Ecoles

Highly Educated Students

716,751
students

26.3% of France's student population

378,276 students in Paris Region's public universities

Ministry of Education, Higher Education and Research, 2020 data 2019-20

42.5%
of the adult population holds at least a bachelor's degree

INSEE, 2020, data 2017

91 doctoral schools
17,566 PhD students, incl.
7,429 foreign PhD students
37.4% of PhD students in France

Ministry of Education, Higher Education and Research 2019-2020

22 higher education sites, **4** of which have one or more locations

67 "Grandes Ecoles" (elite schools) incl. **36** engineering schools.

Dozens of business schools
Conférence des Grandes Ecoles, 2021,
Ministry of Education, Higher Education and Research, 2020

Main Branches of Higher Education

(in 2019-20)

Bachelor's, Master's, and PhD:
291,342

Business schools, management and accounting: **71,712**

Engineering schools: **44,854**

Preparatory classes for the Grandes Ecoles: **30,669**

Advanced technician programs: **45,539**

University programs in technology: **18,360**

Paramedical and human services schools: **27,907**

Other university diplomas, including health: **109,439**

Others (art, architecture, private universities, etc.): **76,989**

72,000
students in business schools

45,000
students in engineering schools

Ministry of Education, Higher Education and Research, RERS 2020, data 2019-20

Breakdown of the Students in Paris Region's Public Universities in 2019-2020

Fields of study	Total students	% on total
Law, Political Science	60,575	16.04
Economics, Administration	58,824	14.49
Languages, Arts, Humanities, and Social Sciences	129,329	34.19
Sciences	75,395	19.93
Sports	8,146	2.15
Health	50,007	13.35
Total	378,276	100

Ministry of Education, Higher Education and Research, 2020, data 2019-2020



Cité Internationale universitaire de Paris © Antoine Meyssonier

In order to strengthen the attractiveness of Paris Region in terms of higher education and research, the project of the "Cité Universitaire Internationale" (International University Campus in Paris) plans to increase the capacity of the campus by 30% (**12,000** students, researchers and artists from **150** countries) per yer with the creation of **ten** new houses in addition to the **43** existings pavillions, i.e, **1,863** additional units.

Educational Excellence With an International Outlook

The excellence in higher education and research in France is widely acknowledged around the world. Numerous prestigious universities and higher education institutions in Paris Region stand out in the most reputable international rankings, such as the Financial Times ranking, the Times Higher Education, the Shanghai ranking (ARWU)...

Young people benefit from prestigious universities and exceptional graduate and specialized schools. Within its best-ranked business schools, MBAs and universities, companies will find a pool of highly skilled talents ready to grow their business.

Prestigious Universities

4 of Paris Region's Universities are in the Top 100 best universities in the world (ARWU 2020)

- Paris Saclay University **#14**
- Paris Sciences et Lettres – PSL **#34**
- Sorbonne University **#39**
- Paris University **#65**

Academic Ranking of World Universities 2020

2 of the world's 10 best universities in Physics

- Paris Saclay University **#9**
- Paris Sciences et Lettres – PSL Research University Paris **#10**

ARWU Global Ranking of Academic Subjects 2020

3 of the world's 10 best Universities in Mathematics

- Paris Saclay university, **best in the world**
- Sorbonne University **#3**
- Paris Sciences et Lettres – PSL Research University Paris **#10**

ARWU Global Ranking of Academic Subjects 2020

2 of the world's 15 best universities in Atmospheric Science

- University of Versailles Saint-Quentin-en-Yvelines **#11**
- Sorbonne University **#15**

ARWU Global Ranking of Academic Subjects 2020

MBAs and Business Schools

Financial Times Rankings (2020/21)

4 of the Top 10 European Business Schools

- HEC Paris **#1**
- INSEAD **#3**
- Essec Business School **#5**
- ESCP Europe **#8**

5 of the Top 16 Masters in Management

- HEC Paris **#2**
- Essec Business School **#3**
- ESCP Europe **#6**
- Edhec Business School **#16**

Global MBA program

- INSEAD, **best in the world**
- HEC Paris **#7**

5 of the Top 10 Executive MBA programs

- HEC Paris **#3**
- HEC/LSE/NYU:Stern **#4**
- Tsinghua University/INSEAD **#5**
- ESCP Europe **#7**
- INSEAD **#9**



© HEC

Specialized Schools

Gobelins, the school of the image, best international animation school in the world

2021 International Animation School Ranking

Institut Français de la Mode

- **#2 best Masters in Fashion Management in the world** behind Fashion Institute of Technology in NYC
- **#2 best Masters in Art Direction and Communication in the world**, behind Central Saint Martins in London

CEOWORLD magazine, Business of Fashion, 2019

ESMOD International, Paris, #10 best fashion school in the world

CEOWORLD magazine, Fashion school ranking, Business of Fashion, 2020



© Gobelins, l'école de l'image

A Region Attracting Foreign Talent

96,400

foreign students
in Paris Region

13.7% of students in Paris Region
30.5% of all foreign students in
French higher universities and
similar institutions

Of these, **80,700** are in Paris
Region's universities and similar
institutions, which is **21.3%** of
the Region's public university
students.

57,100 foreign students are
enrolled in Bachelor's, Master's or
Doctoral programs

7,514 foreign PhD students, i.e.
32.6% of PhD students in Paris
Region

Erasmus, Régions de France, Ministry of
Education, Higher Education and Research
2019-20

Foreign Students in Paris Region's Universities and similar institutions in 2019-20

	Paris Region	France	% Paris Region / France
Africa	38,100	131,865	28.9
Americas	7,988	22,842	35.0
Asia	14,445	48,895	29.5
Europe	20,037	60,983	32.9
Others	167	480	34.8
All	80,737	265,065	30.5

Ministry of Education, Higher Education and Research, 2019-20

An Ever-Increasing Number of International and Bilingual Education Opportunities

Paris Region offers a world-class education system with an extensive
selection of international schools open to more than **23,000** foreign and
French pupils from preschool to high school;
7 international public high schools and **2** more scheduled for to open in
2021 and 2023

Near **120** schools with international sections (bilingual programs) or
binational sections offering bicultural education and intensive schooling in
17 different foreign languages.

A Variety of Curriculum and Diplomas

Nearly 40 international private schools, including well-known schools:

- British School of Paris
- American School of Paris
- International School of Paris
- Jeannine Manuel
- EIB Paris
- Marymount
- Deutsche Schule Paris
- Liceo italiano Leonardo da Vinci
- Liceo Español Luis Buñuel, etc

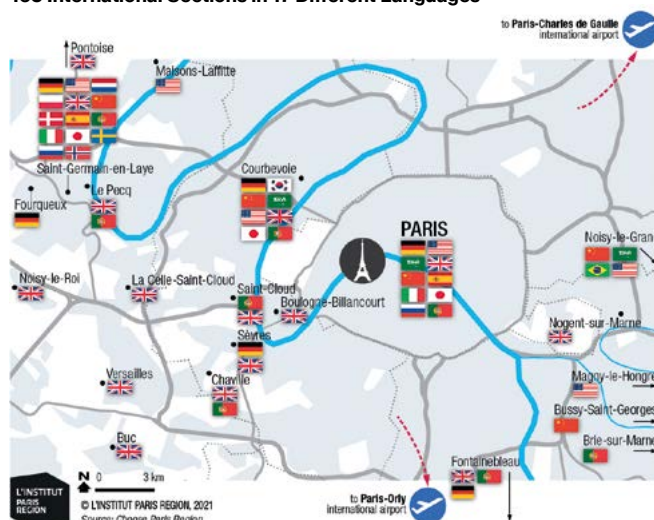
A European School in Paris-La Défense (Courbevoie) and other upcoming
school projects.

French schools with international sections follow the national French
curriculum and offer an International Section where foreign languages are
taught and where some courses such as history, geography and literature
are taught in a language other than French.

Diplomas in Paris Region

European Baccalaureate	Courbevoie
International Baccalaureate (IB) diploma	Paris, Maisons-Laffitte, Saint-Cloud, Verneuil-sur-Seine
A-Levels	Paris, Croissy-sur-Seine
US High School Diploma	Paris, Saint-Cloud, Verneuil-sur-Seine
ABIBAC - German Abitur Allgemeine Hochschulreife + French Baccalaureate	Paris, Combs-la-Ville, Le Raincy, Dourdan, Courbevoie, Enghien-les-Bains, Rueil-Malmaison, Buc
BACHIBAC - Spanish Bachillerato + French Baccalaureate	Paris, Noisy-le-Grand, Maisons-Alfort, Montigny-le Bretonneux, Sartrouville, Dourdan, Bois-Colombes, Sceaux, Ermont, Pontoise
ESABAC - Italian Esame di Stato + French Baccalaureate	Paris, Saint-Denis, Saint-Maur-des-Fossés, Rambouillet, Massy, Bois-Colombes, Sarcelles
OIB - French Baccalaureate with an International Option	Paris, Buc, Courbevoie, Fontainebleau, La Celle-Saint-Cloud, Maisons-Laffitte, Nogent-sur-Marne, Noisy-le-Grand, Pontoise, Saint-Cloud, Saint-Germain-en-Laye, Sèvres, Versailles

165 International Sections in 17 Different Languages



	ES	SS	HS		ES	SS	HS
British	10	20	14	Polish	1	2	2
American	4	7	5	Danish	1	1	1
Chinese	6	7	5	Dutch	1	1	1
Portuguese	3	8	4	Swedish	1	1	1
Arab	2	4	4	Russian	1	1	1
Italian	2	3	2	Brazilian	0	1	1
Spanish	2	3	2	Korean	1	1	0
Japanese	3	3	2				

ES: Elementary schools - SS: Secondary schools - HS: High Schools - Educsof, 2020

Paris Region's
International
Education Guide:
[internationaleducation.
parisregion.eu](http://internationaleducation.parisregion.eu)

Paris Region, an Innovation Powerhouse

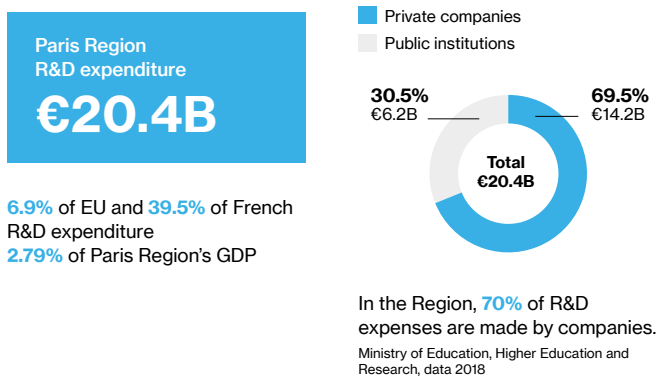
Paris Region is Europe's leading R&D destination with an overall R&D spending equivalent to that of Silicon Valley. Research and Development accounts for the employment of more than 165,500 people in global R&D centers across a variety of businesses. Its diversified economy is buzzing with top-ranked high-tech clusters and research centers, which generate exciting opportunities for cross-sector collaboration. Research and development in Paris Region is mainly carried out by private companies which account for two thirds of total expenditure and represent more than 85% of design-research jobs.



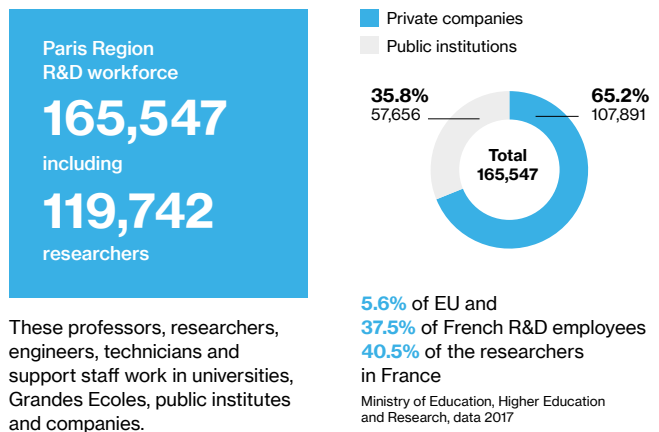
© Unsplash

#1 in Europe for R&D (2017/18)

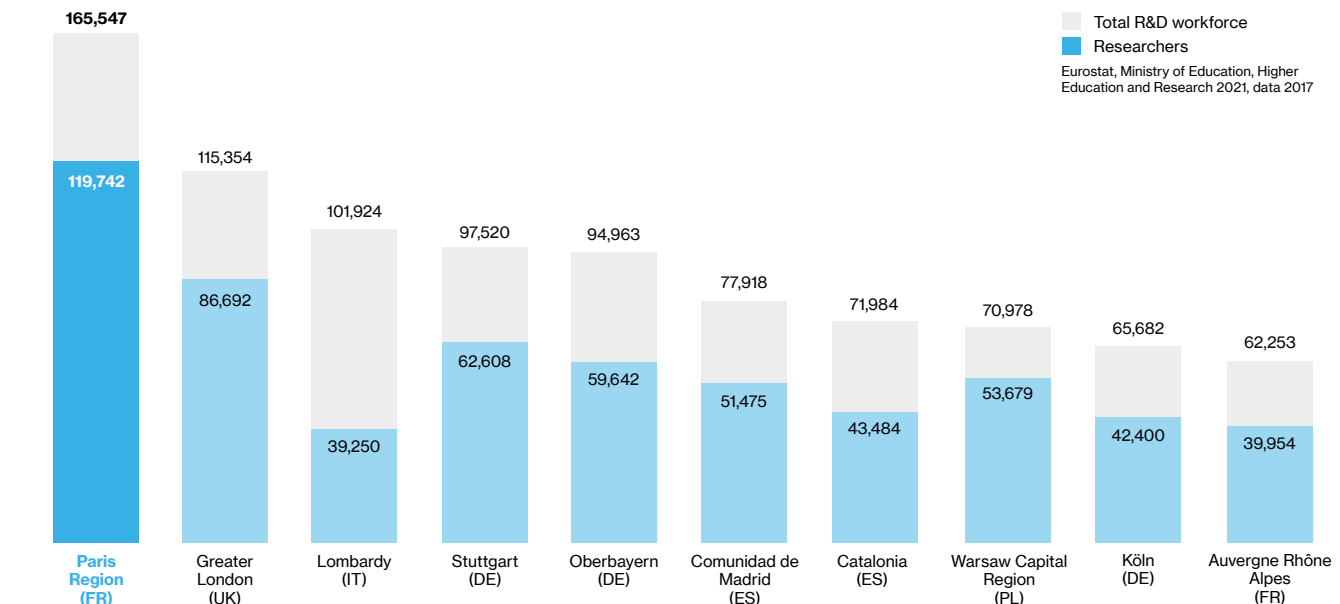
The highest amount of R&D expenditure in Europe



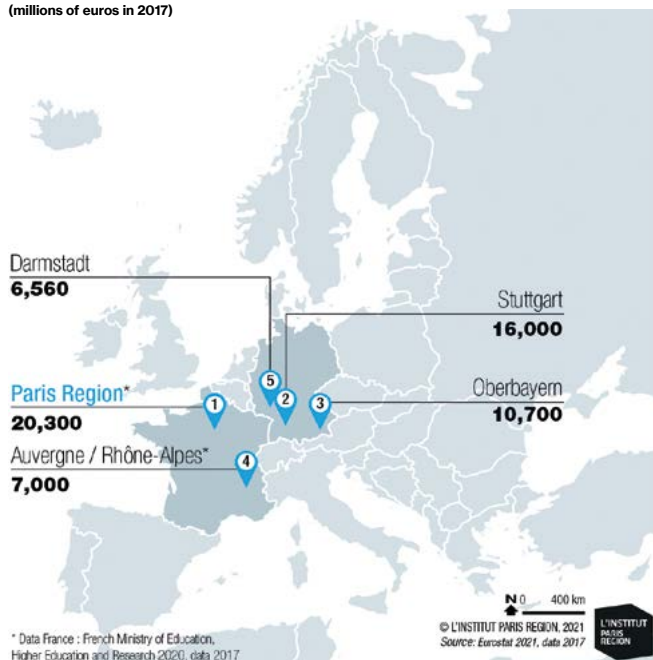
The largest R&D talent pool in Europe



Paris Region, the best place in Europe to source R&D talent



#1

European Region for
Research & Development
Expenditure**EU28 Top 5 regions by R&D expenditure**
(millions of euros in 2017)**Internationally Recognized Technological and Scientific Knowledge**

In terms of research, the Region's reputation is internationally recognized, and its researchers have been awarded numerous prizes and distinctions.

Paris Region is home to the highest concentration of mathematicians in the world, including many Abel Prize and Fields Medal winners.

33

Nobel Prizes

The two most prestigious
awards in mathematics

4

Abel Prizes

11

Fields Medals

At the Forefront of Innovation

Paris, European leader and **#10** largest science and technology clusters in the world according to the Global Innovation Index 2020
OMPI, 2020

Paris:

- **#2** most innovative city in Europe
- **#7** in the world, behind London (#5), and ahead of New York (#8), Seoul (#10) and Munich (#13)

Paris stands out for its:

- High number of international projects
- High volume of start-ups
- Slightly above-average R&D spending as a percentage of GDP
- Large number of international patents filed
- High level of patenting activity, particularly in the private sector
- Areas of excellence, which include transportation equipment, pharmaceuticals and biotechnology

JLL 01/2020

Patents

7,500 patents filed, i.e. **57.5%** of the patents filed in France
INPI, data 2019

Paris Region is the European leader, and accounts for **4.4%** of all European patent applications in EU 28.

In 2017, the Region's scientific output accounted for **3.7%** of European publications.

Publications

19,917 scientific publications in 2017
36.3% of the national publications.

The Region's scientific specialization is strong in mathematics, physics, human sciences and social sciences.

Paris Region: **26%** of international copublications, especially with the USA, the UK, Italy and Japan.

Hceres, OST, 2021

A Concentration of National Scientific Power**91** doctoral schools

25,012 students enrolled in doctoral programs, i.e. **37.4%** in France
Eurostat, data 2018

7,500 foreign PhD students

Ministry of Research, 2019-20

5,789 foreign researchers
40.2% of foreign researchers in France
FNAK, data 2018

The highest number of people employed in the fields of science and technology - High-Tech sectors (High-Tech manufacturing sector and high-tech and knowledge-based service sector in Europe).

Eurostat, data 2019

Presence of Major Research Infrastructures

3 out of 10 of the world's most innovative research institutions

#3 CEA Alternative Energies and Atomic Energy Commission

#8 CNRS National Center for Scientific Research

#9 INSERM National Institute of Health and Medical Research
The world's most innovative Research Institutions, Reuters, 2019

A Multidisciplinary Technological Hub at the Heart of Europe

Paris Region is renowned for its competitiveness clusters, especially in tech. From artificial intelligence to biotechnology, nanotechnology, telecommunications, AR/VR, 3D Animation, and Aerospace, businesses can plug into a fast-growing ecosystem in no time.

By bringing together large corporations, SMEs, start-ups, academics and researchers, Paris Region spurs remarkable collaborations and open innovation partnerships.

8 regional competitiveness clusters make up this dynamic ecosystem.

4,904 members including:
4,023 companies
620 labs and teaching institutions

Over

2,940

including

€8B

of total funding



ASTech

Aeronautics, space and defence

299 members, incl.

- 110 major groups
- 109 SMEs
- 48 labs and teaching institutions

73 projects funded since the cluster was founded

Total funding: €313 million



Cap Digital

Digital and ecological transformation

1,032 members, incl.

- 86 major groups
- 850 SME's
- 75 labs and teaching institutions
- 12 investments funds
- 9 urban communities

810 projects funded since the cluster was founded

Total funding: €1,700 million



Cosmetic Valley

Perfumery and cosmetics

600 members, incl.

- 80 major groups
- 520 SME's
- 200 labs and teaching institutions

350 projects funded since the cluster was founded

Total funding: €450 million



Finance Innovation

Financial services

600 members, incl.

- 180 major groups
- 400 SME's
- 20 labs and teaching institutions

28 projects funded since the cluster was founded

Total funding: €1 billion (publicly and privately raised funds)



Medicen

High-tech healthcare and new therapies

493 members, incl.

- 36 major groups
- 418 SME's and startups
- 37 labs and teaching institutions

429 projects accelerated by the cluster

Total funding: €2.25 million



Next Move

Automotive and mobility industry

600 members, incl.

- 47 major groups
- 310 SME's
- 35 labs and teaching institutions
- 15 local authorities and institutional bodies

275 projects funded since the cluster was founded

Total funding: €1.2 billion



Polymeris

Rubber, plastics and composites industry

380 members, incl.

- 30 major groups
- 183 SME's
- 15 mid-caps
- 55 micro-enterprises, start-ups
- 65 labs and teaching institutions
- 32 others

350 projects funded since the cluster was founded



Systematic

European innovation and Technology cluster in digital and Deep Tech

900 members, incl.

- 150 major groups
- 600 start-ups / SME's / mid-cap companies
- 140 labs and teaching institutions
- 20 investors
- 20 local authorities and institutional bodies

625 projects funded since the cluster was founded

Total funding: Over €3.18 billion

Cutting-Edge Digital Infrastructure

Paris Region's economy relies on its strong digital ecosystem to cater to the needs of many industries.

The Fiber to the Home Infrastructure currently covers almost 100% of the Region, making the system available to everyone in the Region regardless of whether they live in a dense urban environment or rural areas.

The Region has a dense data center and telecom infrastructure, making it the 4th densest region in this sector in Europe for these types of uses.



© Unsplash

A Smart and Connected Region

Launched in February 2013, the High-Speed Broadband France Plan aims to cover the entire country by 2022 by proposing high-speed internet access to all houses, businesses and government departments.

Paris Region aims to be the first region in Europe to be entirely equipped with fiber-optic cables by 2020/2025.

Reliable Telecommunications and Networks

4G Mobile Telephony

- 4 operators (Orange, Bouygues Telecom, SFR, and Free)
- 99.8% of the population is covered
- 100% coverage in the Paris metro (tunnels and stations)

5G Mobile Telephony

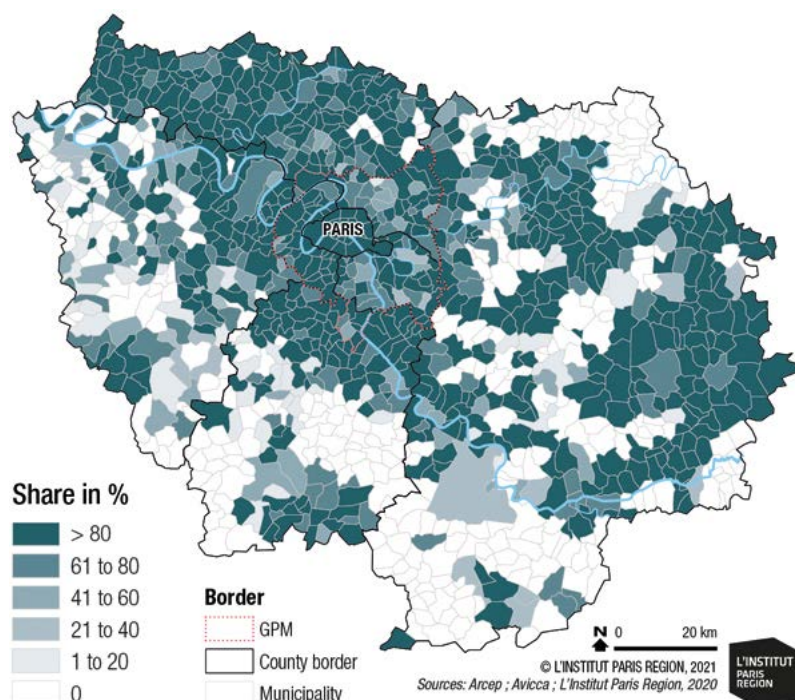
- In 2020, 4 operators have a 5G license and have begun deployment.

ARCEP, 12/2020

FtTH Deployment in Paris Region

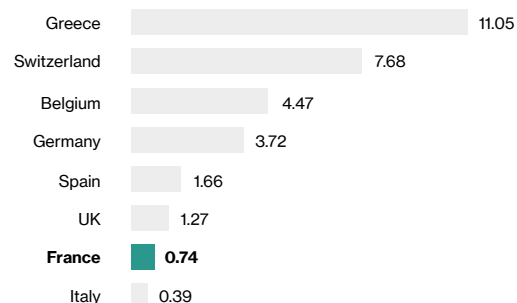
Share of Potentially Connected Premises at the City Level

State of the art 1st quarter 2020



France offers very competitive costs

Average Cost of a Gigabyte of Mobile Data on a Package Basis in Feb 2020 (in euros)



Cable.co.uk (via Statista), 2020.

Europe's Largest Scope of Real Estate Solutions

Paris Region is a constellation of diverse, specialized districts that make it a highly attractive location for a range of industries, research areas, and lifestyles.

Its real estate market stands out for its size and liquidity with an offer of 55 million m².

The new normal of working from home is pushing companies to rethink the traditional office model. The sharing of workspaces could become increasingly common. The rise of coworking, especially in third-party locations, should accelerate if companies allow remote working in these shared spaces.



La Défense Business District © 11h45 pour Defacto

Office Space

Surface area
54.8 million m²

ORIE, 31/12/2020

Around **1,500** areas for business activity

34 business districts
Paris La Défense, the **4th** largest business district in the world

EY-ULI 2020

- Immediate supply: **3.7 million m²**
- Vacancy rate: **6.8%**
- Take up: **1.3 million m²**
- Space under construction: **1.8 million m²**

BNP Paribas Real Estate, T4 2020

Prime rent in central Paris:

- **880€/m²/year**

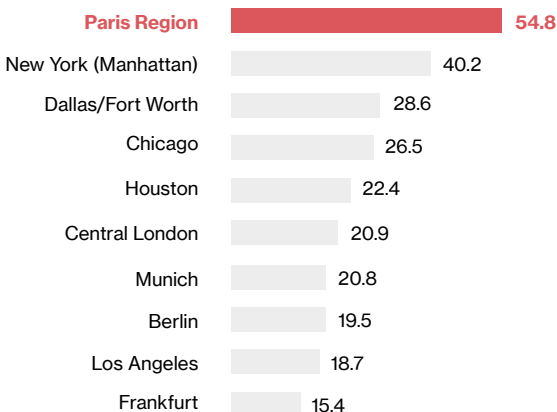
BNP Paribas Real Estate 2020

Prime rent in Paris Region

- **€410/m²/year**, excluding taxes and charges for second-hand space
- **€411/m²/year**, excluding taxes and charges for new or refurbished space

Immostat, 2020

Office Stock in Major World Capitals in Million m²



Q3 2018 for Europe, Q2 2018 for the USA

ORIE for Paris Region 2020, BNP Paribas Real Estate for other countries

Paris Region: More Affordable Than London in Occupancy Costs

Top 15 Office Space Market by Occupancy Costs (2019) USD per Workstation			
Rank	Country	City	Occupancy costs m ² /year in \$US
1	China	Hong Kong Central	322.00
2	United Kingdom	London West End	222.70
3	China	Hong Kong Kowloon	208.67
4	USA	New York Midtown Manhattan	196.89
5	China	Beijing (Finance Street)	187.77
6	China	Beijing (CBD)	177.05
7	USA	New York Midtown South Manhattan	169.86
8	Japan	Tokyo (Marunouchi/Otemachi)	167.82
9	India	New Delhi (Connaught Place - CBD)	143.97
10	United Kingdom	London (City)	139.75
11	USA	San Francisco (Downtown)	130.51
12	China	Shanghai (Pudong)	128.51
13	USA	San Francisco (Peninsula)	116.28
14	Singapore	Singapore	114.28
15	France	Paris	110.02

Global prime office occupancy costs, 2019, CBRE

Everything You Need to Scale Up

Coworking spaces, business centers, shared offices...

Paris Region has an exceptional ecosystem of young talent, innovative companies, and outstanding researchers. Innovation centers, particularly incubators, are a point of convergence for these actors and their meetings. The number of places where you can work remotely has increased impressively in Paris Region in recent years.

964

"third places", providing flexibility to business people, comprising:

- 239 coworking spaces
- 292 shared offices
- 122 fablabs
- 243 business creation or development support sites
- 69 micro-working spaces in stations

L'Institut Paris Region, 2021

1,000 third places by 2021

The World's Biggest Start-up Campus

Based in central Paris, STATION F gathers a whole entrepreneurial ecosystem under one roof.

- 51,000 m²
- 1,000+ start-ups
- 600 rooms
- 30+ start-up programs
- Private offices for 10 to 20 people

Station F, 2021

The Grand Paris Express: A Great Opportunity for Urban Projects

To enhance its attractiveness and competitiveness in our globalized world, Paris Region is undertaking major infrastructure and urban planning projects. This includes the Grand Paris project, the largest urban project in Europe which will provide a new transport network, new residential projects, office districts, and R&D hubs open to international competitions to reinvent Paris Region. The Grand Paris Express is paving the way for a substantial increase in housing stock in Paris Region.

The construction of the new stations is accelerating the urban renovation process and the renewal of the industrial zones around Paris.

Creation of:

- 250,000 to 400,000 housing units
- 10,000 to 15,000 housing units per year within a 800 m radius around the future stations.

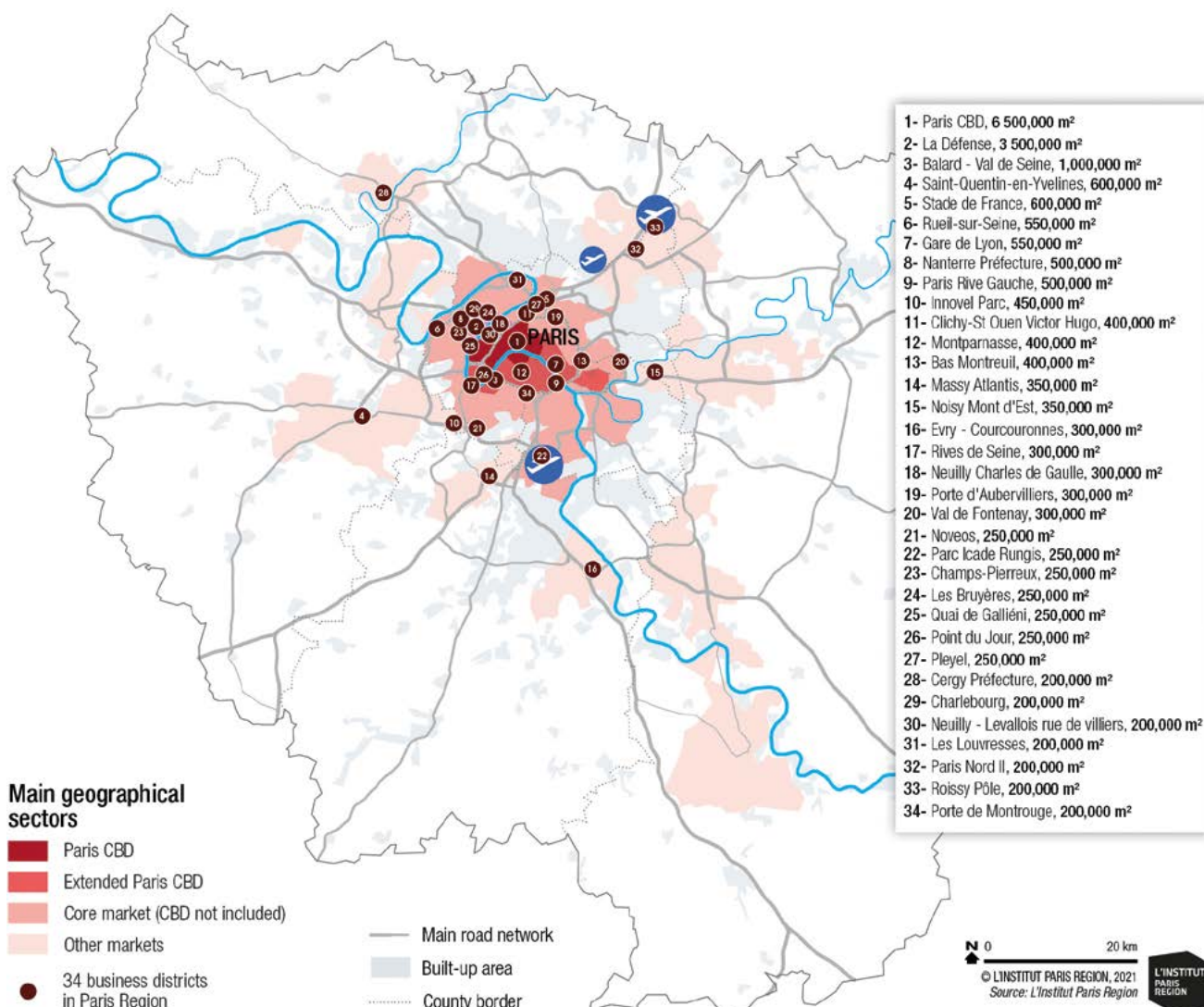
In total, approximately 1 million m² of floor space will be developed by Société du Grand Paris on the land acquired for the construction of the Grand Paris Express.

10 related real estate projects near Grand Paris Express stations have already been awarded to real estate operators

These 10 projects represent

- 2,150 housing units and
- 32,000 m² of commercial space

The Paris Region Office Market



A World-Class Transportation Network

Located at the crossroads of Europe, companies based in Paris Region can easily access a market of 500+ million customers and all major European cities. The Region is easy to access with 3 international airports and 7 TGV (high-speed train) stations.

As the Region prepares to host the 2024 Olympic Games, several large public infrastructure projects are currently in development and will be constructed by 2030, including the Grand Paris Express.



Railway bridge over the Oise © Pierre-Yves Brunaud - L'Institut Paris Region

A Gateway to Europe and the World

By plane*

Paris Aéroport, ACI, 2019/2020

- **3** international airports
- **295,333** aircraft voyages
- **165** airlines
- **119** countries and **328** destinations reachable from Paris

33.1M
passengers

3.7M
connecting passengers

Paris-Charles de Gaulle (CDG)

- **#2** in Europe for passenger traffic
- **22.3 million** passengers
- **212,309** aircraft voyages
- **328** destinations

Paris-Orly

- **10.8 million** passengers
- **83,024** aircraft voyages
- **128** destinations

Paris-Le Bourget

Europe's leading business airport

- **54,646** aircraft voyages
- **800** destinations

10 airfields and **1** heliport

*Note: 2020 figures: Impact of the COVID pandemic

By train

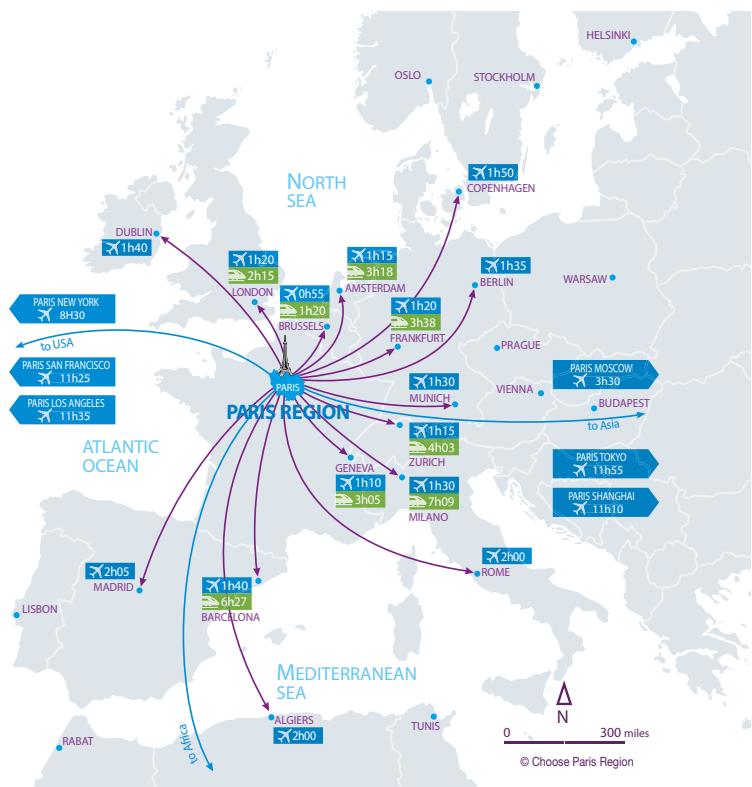
SNCF 2021, Arafer, 2017 and Ile-de-France Mobilités

10
main stations including

7
TGV (high-speed train) stations

- **5 million** passengers on trains in France per day, including
- **3.5 million** in Paris Region (**70%** of French Traffic).
- **15,000** trains per day in France, **40%** of which are in Paris Region
- **5** railway stations have traffic that exceeds **100,000** travellers daily
- Gare du Nord, **#1** busiest European station
- **19 million** TGV passengers travelling from Paris to other major European destinations
- **4,700 km** of railway tracks, including **636 km** of LGV (High Speed Line)

Paris Region, Connected to Europe and the World



Cost-Effective Logistics

Paris Region sits at the geographic heart of Europe. An outstanding transport and telecommunications infrastructure connects the French capital to all of the world's major economic regions. Paris Region benefits from a catchment area with an estimated 25 million inhabitants within a 200-kilometer radius. Paris Region is an ideal hub for logistics and shipping, with very efficient infrastructure to get your goods to market. Due to the rapid expansion of e-commerce in Paris Region, the logistics industry is facing numerous challenges: faster delivery times, the need to shorten the distance between warehouses and end-users, finding available land and warehouses... Innovative businesses are therefore very attractive to key logistics players in Paris Region.

Significant Capacity in Logistics and Real Estate

- Warehouses > 5,000 m²
- Surface area: **19 million m²**
 - Amount of land used: **940,000 m²**
 - Available now: **1.1 million m²** (as of 1/1/19)

ORIE, 2018, BNP Paribas Real Estate, 2021, data 2020

Very Competitive Logistics Costs

Prime Rents in Q3 2020, €/m ² /year Warehouses over 5,000 m ²	
London (United Kingdom)	172
Birmingham (United Kingdom)	89
Berlin (Germany)	86
Stockholm (Sweden)	86
Munich (Germany)	84
Vienna (Austria)	82
Barcelona (Spain)	81
Madrid (Spain)	74
Amsterdam (Netherlands)	65
Prague (Czech Republic)	59
Paris (France)	57
Milan (Italy)	56

European Logistics Market, Q3 2020, BNP Paribas Real Estate, 10/2020



Port de Gennevilliers © HAROPA - Ports de Paris

Air, Road, Waterway and Railway Logistics

Paris CDG Airport

Europe's #1

for Cargo

#1

French river port

#2

Europe's river port

Air

- **2.20 million** metric tons of freight and mail handled
- **80** stands for Cargo aircraft at Paris-Charles de Gaulle
- **329** destinations
- European capitals and major cities within a 2-hour flight
- About **90%** of the national cargo is handled at Paris-Charles de Gaulle airport

ACI Europe Statistics, Aéroports de Paris, data 2019

Waterway

- **60** urban ports
- **6** multimodal platforms
- **500 km** of navigable waterways
- **1,000 ha** of port areas
- **6** container terminals
- Waterway: **23 million** metric tons of goods
- **141,000 TEUs** were handled

Haropa, 2020

Road network

- **12,000 km** of roads, including **497 km** of national roads and **620 km** of highways
- Freight **178 million** metric tons of goods

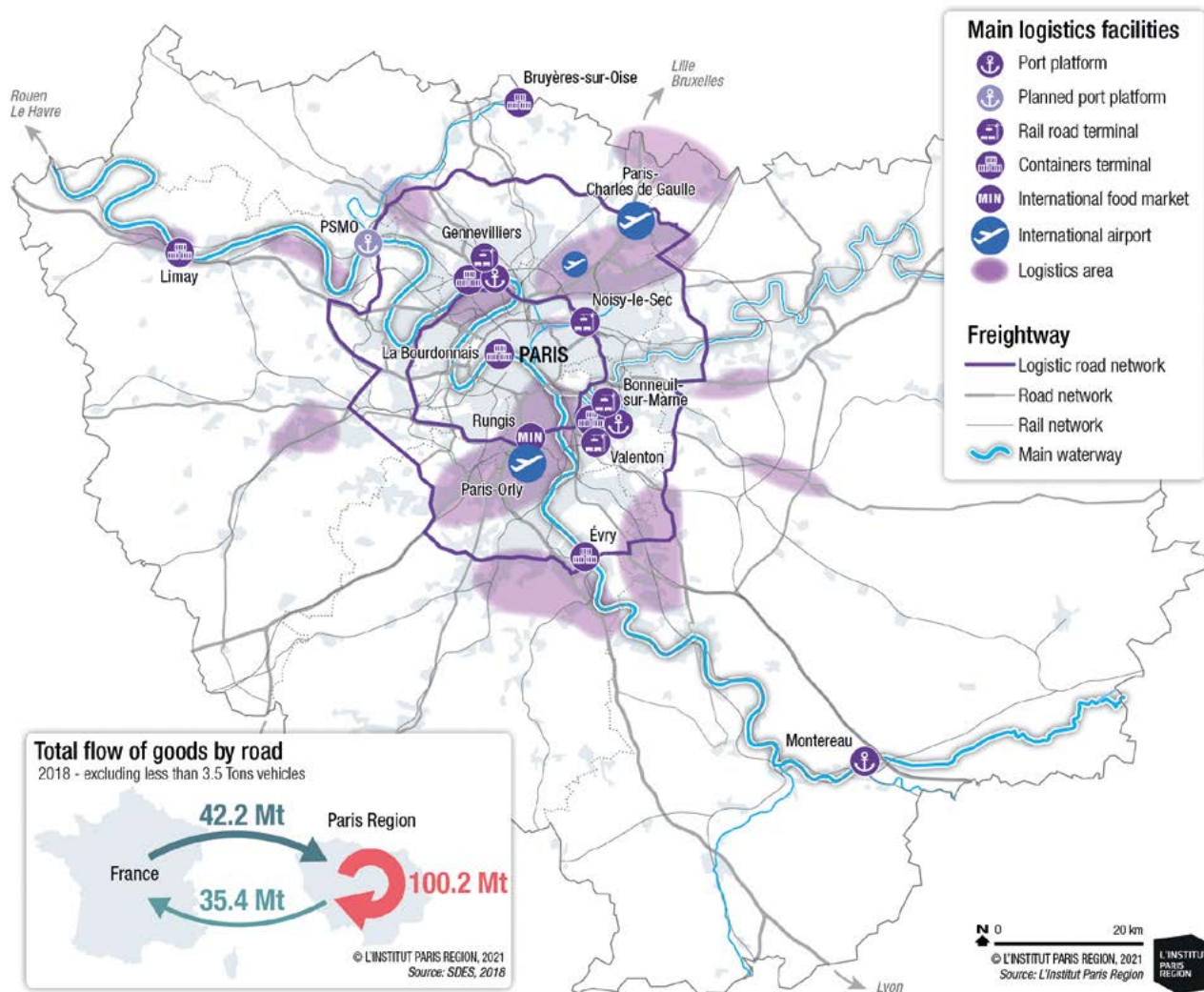
SDES 2018, Eurostat, 2019

Rail freight

- **10 million** metric tons of goods by rail, including **1.8 million** through Paris Region ports
- **4** rail/road terminals
- Valenton **#1** Rail/Road terminal in France
- Railway activity Materials: **4.3 million** metric tons

Setra, Haropa 2020, Unicem, 2018

Logistics in Paris Region (2021)



Flow of Goods Through Main Ports in Paris Region

	Waterway (thousand tons of goods)	Containers (TEUs*)	Railway (thousand tons of goods)
Gennevilliers	3,183	100,719	804
Limay	951	4,377	359
Bonneuil-sur-Marne	1,366	16,968	564
Bruyères-sur-Oise	325	361	0
Evry	403	0	0
Précy-sur-Marne	42	2,968	not connected to rail
Paris-La Bourdonnais	81	15,431	not connected to rail

* Twenty-Foot Equivalent Units - Haropa- Port de Paris, 2021 data 2020

An Exceptional Place for Events

Paris Region has this almost unique characteristic as a leading destination both in the leisure and business tourism. Paris Region's appeal lies in its hotel and catering facilities as well as its state-of-the-art venues. More than 400 trade fairs, 1,100 congresses and 1,700 other events are held each year. With approximately 700,000 m² of floor space, it offers the richest and most varied range of reception facilities for business events in Europe.



© Vivatech

A Real Know-How in Hosting Major Trade Shows

CCI Paris île-de-France, data 2020

The #1 offer of exhibition space in the world

700,000 m²

21

exhibition and conference venues

434

trade shows

>1,000

conventions

8.1M

visitors

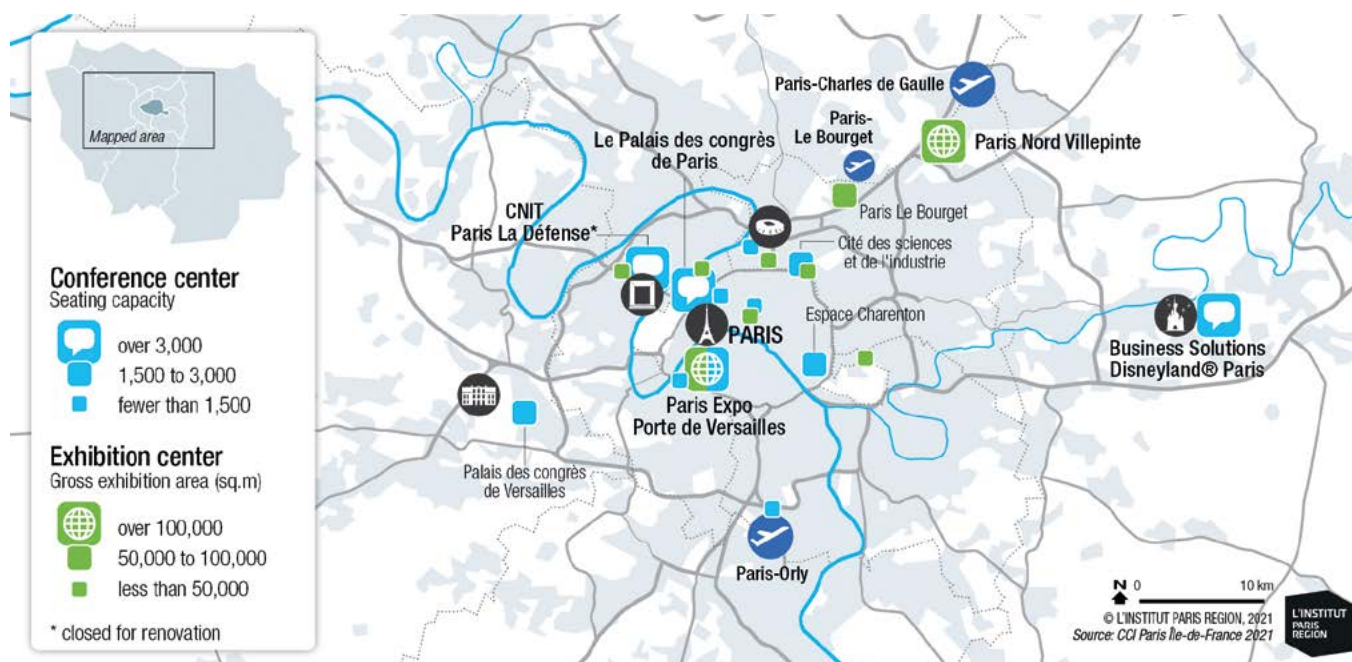
- **434** trade shows, including **216** professional trade shows and **218** public trade shows
- **105,000** exhibiting companies, including **30,500** foreign companies (**29%**)
- **8.1 million** visitors, including **576,200** foreigners (**7.1%**)
- **€4.2B** in economic benefits
- **59,035** jobs generated by trade shows
- **€20.8B** turnover by exhibiting companies at trade shows, of which **€9.1B** is realized by foreign customers
- **6.7 million** contracts concluded at trade fairs

Top 10 Professional and Public Trade Shows Held in Paris Region (by Number of Visitors and Exhibiting Companies)

Trade Show Name	Business sector	Visitors (1 st visit)	Exhibiting companies	Year
Mondial de l'Automobile / Paris Motor Show	Transport, logistics, traffic and related equipment	1,068,194	500	2018
Salon International de l'Agriculture / Paris International Agricultural Show	Agriculture, horticulture, livestock farming, floristry, fishing and related equipment	597,683	967	2019
Foire internationale de Paris / Paris International Fair	Multi-sector tradeshow and trade fairs	485,588	2,023	2019
SIAE Salon International de l'Aéronautique et de l'Espace / International Paris Air Show	Defence, civil and military security	248,512	2,492	2019
Paris Game Week	Tourism, sports and leisure activities	218,312	164	2019
Maison&Objet	Home decor, interior design, architecture and lifestyle culture	159,273	5,563	2019
Salon Nautique International de Paris / Paris Boat Show	Tourism, sports and leisure activities	147,500	645	2019
Rétromobile	Antiques, collections, flea markets	118,192	615	2020
Salon des vins et des vignerons indépendants / independent winegrowers' wine fair	Food, hotel and restaurant amenities	112,911	947	2019
Salon du Livre / Paris Book Fair	Food, hotel and restaurant amenities	107,284	906	2019

CCI Paris Ile-de-France, UNIMEV, CJS, Organizer's declaration

Conference and Exhibition Centers in Paris Region (2020)



The Place to Meet

The Paris Convention Center, the largest convention center in Europe, features made-to-measure spaces for large-scale international conferences 15 minutes from the Eiffel Tower, in the heart of the Paris Expo Porte de Versailles Park. It can accommodate up to 35,000 people in gigantic, fully modular spaces.

Paris is #1 in the World's Leading Destinations by Number of Meetings Organized in 2019		
City	# of meetings	Rank by # of meetings
Paris	237	1
Lisbon	190	2
Berlin	176	3
Barcelona	156	4
Madrid	154	5
Vienna	149	6
Singapore	148	7
London	143	8
Prague	138	9
Tokyo	131	10

ICCA City ranking measured by number of meetings organized in 2020

Paris, the World's #2 Leading Destinations by Number of Participants in Meetings Organized in 2019		
City	# of participants	Rank by # of participants
Barcelona	156,754	1
Paris	124,063	2
Madrid	91,900	3
Lisbon	91,406	4
Vienna	89,009	5
Berlin	85,089	6
London	76,114	7
Milan	71,554	8
Copenhagen	69,110	9
Amsterdam	67,962	10

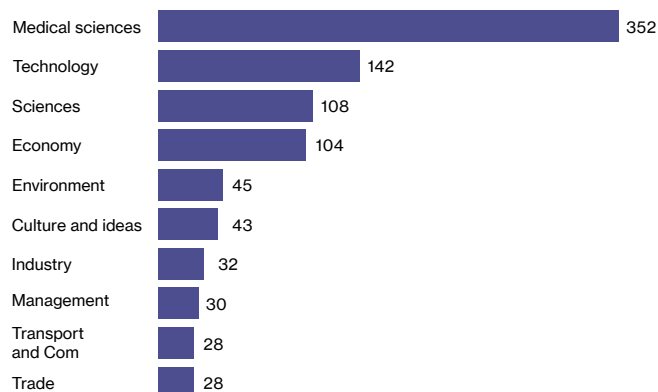
ICCA City ranking measured by number of participants in meetings organized in 2020

Over 1,000 Congresses per Year in Paris Region

OTCP, 2019

- 1,084 congresses, including 537 international ones in 260 venues
- 922,900 participants
- 32% were foreign delegates (291,737)
- €1.48B in economic benefits
- 25,000 jobs created by congress activity
- In 2019, Paris was the venue for 43 congresses with 5,000 participants or more

Top 10 Sectors of Activity for Congresses



OTCP, 2019

The Finest Lifestyle

Life in Paris Region offers something for everyone. Paris Region is a historical, cultural, and aesthetic gem. Its overwhelming beauty, architectural wonders, and national cuisine call people from around the world, adding to its exciting and diverse environment. Leisure and entertainment options in the Region are practically unlimited - cinemas, shows, theaters, concerts, operas, shopping, gourmet restaurants, cafés, sports clubs, sporting events, and more... Home to 18% of France's population on only 2% of the national territory, Paris Region aims to offer its citizens a breathable and greener environment through sustainable and carbon-free urban planning.

A Great Place to Live in

- 5.8 million housing units
 - 72.3% apartments
 - 4.2 million
- 26% houses
 - 1.5 million
- Insee, 2021 (data 2017)

Private Housing Rents in Paris Region				
	Paris	Inner suburbs	Outer suburbs	Paris Region
Surface in m²	50	52	57	53
Rent in €/m²	23.7	17.2	14.5	18.7
Average monthly rent in €	1,188	899	827	984

OLAP 2020, Average rent as at 01/01/2021

A Green Region

76%

green space and forests

- 50% agricultural space
- 26% wooded areas, natural world
- 23% urban space
- 1% water
- 4 regional nature parks representing 19% of the land area (226,192 ha), 1 in project
- 120,272 ha of green spaces open to the public in 2019 (community gardens, heritage parks and gardens, recreational areas, parks, squares, ...).
- 4,731 km of linear green spaces (promenades, banks, green corridors...)
- 35 "Natura 2000" sites
- 15,000 km of ecological corridors
- 275 sites identified for their geological interest

- 29,770 ha in organic farming
- Short food circuits are in place for 800 farms (16%)
- 97,838 ha of forest open to the public
- 115 sustainable neighborhoods in Paris Region
- 156,700 homes programmed within these accredited neighborhoods
- A very high level of urban services (water, waste, energy...)

L'Institut Paris Region, 02/2021

The Region has a temperate Atlantic climate with some semi-continental influences. Temperatures are characterized by a relative mildness and regularity, around 11°C on average. The 650 mm of annual precipitation is very well distributed throughout the year while winds are generally weak.



© Adobestock

An Unrivalled Cultural Offering

- 311 cinemas,
- 1,147 screens
- 372 theaters
- 158 academies
- 1,001 public libraries
- 5 opera houses
- 47 foreign cultural institutes and centers (FICEP)
- 52 million visitors in the top 20 cultural sites in Paris
- 5 of the Top 15 most visited exhibitions in Europe
- 6.3 million visitors attending the 10 largest exhibitions in Paris in 2019
- 1/3 of the regional territory is remarkable for its built or landscape heritage
- 271 villages of character

CRT Paris Ile-de-France, 2020, data 2019, CNC, 2019, INSEE, 2020

5 UNESCO Sites (2020)

- Palace and Park of Versailles
- Paris, Banks of the Seine
- Palace and Park of Fontainebleau
- Provins, Town of Medieval Fairs
- Le Corbusier's architectural work

4,000

historic monuments

143

Museums

Inspiring

Paris Region is a popular setting for the shooting of French and international films, series, and commercials

A Population in Good Health

The French health care system is a universal health care system largely financed by government. It is unique in the world, as everyone receives the same high-level of care and treatment regardless of income. Paris Region is the leading European region for pharmaceuticals and has the largest hospital system in Europe.

Practitioners in Paris Region						
Total	Density for 100,000 inhabitants					
Practitioners	Practitioners	General practitioners	Specialists	Dental Surgeons	State-certified nurses	Drugstores
48,236	396	145	251	73	936	113

INSEE 2020, data 2018

Iconic Tourist Attractions

Most Visited Tourist Sites in Paris Region (millions of visitors - 2019)	
Disneyland® Paris	15
Sacré Cœur de Montmartre	11
Louvre Museum	9.6
Palace of Versailles	8.2
Eiffel Tower	6.2
Orsay Museum	3.6
Pompidou Center	3.3
Cité des Sciences et de l'Industrie	2.4
National Natural History Museum	2
Arc de Triomphe	1.6
Sainte-Chapelle	1.4
Atelier des Lumières	1.4
Army Museum	1.3
Quai Branly Museum	1.1
Grand Palais	1
Louis Vuitton Foundation	1
Orangerie Museum	1
Cité médiévale de Provins	1
Petit Palais	0.9
Panthéon	0.9

Paris Region Tourist Office, 2021, data 2019

3 of the World's Most Visited Museums

The Louvre
Centre Pompidou
Musée d'Orsay

#1 The Louvre

Most Visited
Museum in the
World

Top Cultural Events and Festivals in Paris Region (By Number of Visitors – 2019)	
Fête de l'Humanité (Festival)	450,000
Medieval Show in Provins	347,102
Solidays (Festival)	227,000
Rock en Seine (Festival)	100,000
Vaux-le-Vicomte Christmas	100,000
Lollapalooza (Festival)	95,000
International Contemporary Art Fair (FIAC)	74,580
Art Paris Air Fair	63,257
Art history festival in Fontaine-bleau	36,500

CRT Paris Ile-de-France, 2021, data 2020

The World's Favorite Tourist Destination

- **50.6 million** tourists, including **22.2 million** foreigners (**44.1%**)
- **196.4** million overnight stays, half the total overnight stays in France, including **105.4 million** for international tourists (**54%**)
- **€21.9B** in economic benefits
- **132,377** businesses
- **561,894** jobs

CRT Paris Ile-de-France, 2020, data 2019

One of the Largest Hotel Facilities in the World

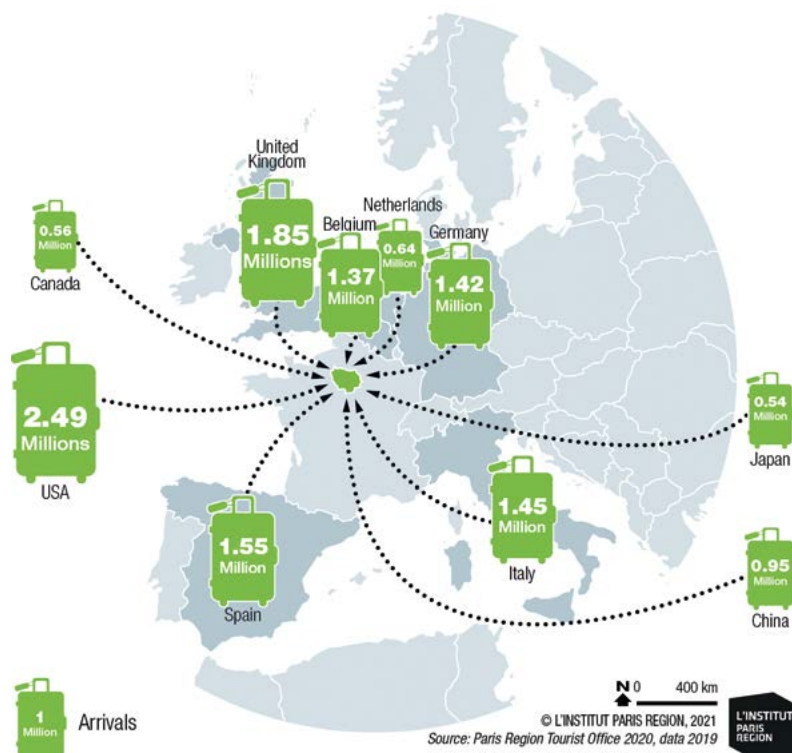
- **158,546** rooms
- **70.7 million** overnight stays in hotels, half the total overnight stays in France, incl. **39 million** for international tourists
- **2,478** hotels
- **12** luxury hotels

Insee, data as 01.01.2020, CRT Paris Ile-de-France, 2020, data 2019

Number and capacity of hotels as of January 1, 2020		
	Hotels	Rooms
Total	2,478	158,546
1-star	28	1,260
2-star	319	20,632
3-star	956	54,752
4-star	553	51,407
5-star	93	8,888
Non-classified	529	21,607

INSEE-DGE as at 01/01/2020

Origins of Paris Region's Main Foreign Tourists (2019)

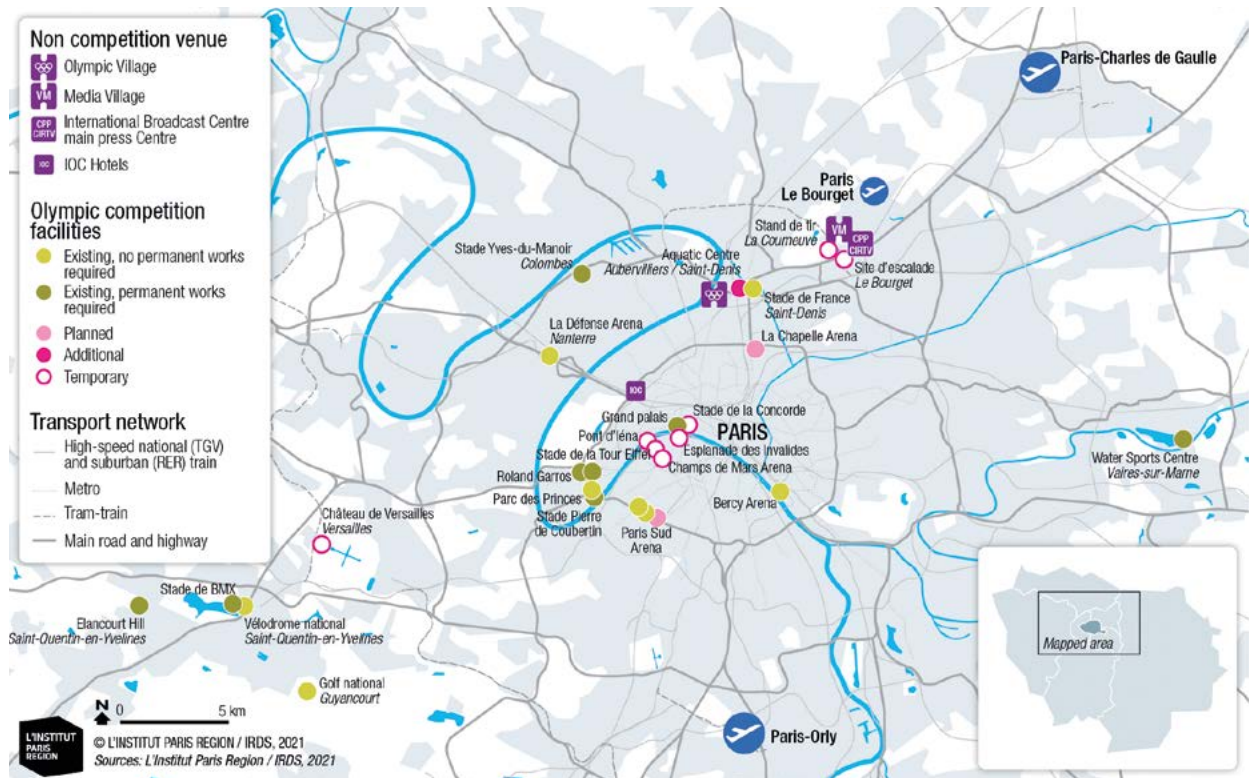


The main international visitors in Paris Region are Americans (**11%**), British (**8%**), Spanish (**7%**), Italians (**7%**), and Germans (**6%**).

European customers (including the French) account for **80.6%** of tourist stays.

CRT Paris Ile-de-France, 2020, data 2019

2024 Olympic Sites in Paris Region



Sports and Leisure Activities

- 19,800 sports clubs
- 2.4 million sports club members
- 5,290 tennis courts
- 419 swimming pools
- 391 equestrian centers
- 1,239 riding arenas
- 99 golf courses
- Soccer: 270,083 licenses
- Tennis: 223,116 licenses
- Judo: 106,707 licenses
- Golf: 102,418 licenses
- Riding: 90,857 licenses
- 12 leisure resorts (3,000 ha)
- 578 parks and gardens
- 7,510 km of hiking trails
- 2,120 km of mixed roads or greenways for bicycling
- 13 swimmable lakes
- 1,140 km of authorized shipping lanes
- 99,960 ha of woods and forests open to the public
- 1,024 sites for the practice of nature sports: horseback riding, golf, climbing, tree climbing, etc.

INJEP-MERES, Recensement des licences, 2019, RES, Sports Ministry, 2017

IRDS 2020

Some Popular Sporting Events

34

major sport events in 2019

- Tour de France (cycling race): 545,000 spectators
- Paris Open, Roland-Garros (Tennis): 520,000 spectators
- Women's soccer world cup: 250,000 spectators
- NatWest 6 Nations championship (rugby): 150,000 spectators
- Paris Marathon: 60,000 participants
- 250,000 spectators

CRT Paris-Ile-de-France, 2020

3 Events to Come in 2021

- Archery World Cup, June 2021
- Basketball European Cup 3*3, September 2021
- European freestyle canoeing championship, Autumn 2021

CRT Paris-Ile-de-France, IRDS 2020

Paris 2024 Olympic and Paralympic Games

Olympic Games

July 26th - August 11th, 2024

Venues

- 95% existing or temporary facilities
- 1 sports venue to be built specifically for the Games: the Aquatics Center in Saint-Denis
- 80% of venues located within a 10 km radius of the Village
- 22 sports within a 10 km radius of the Village
- 90,000 hotel rooms within 10 km of the city center

Sustainable

- 55% smaller carbon footprint than London 2012

Paralympic Games

August 28th - Sept. 8th, 2024

Travel

- 85% of athletes accommodated within 30 minutes of their competition venue
- 30% of athletes accommodated within 5 minutes of their competition venue (Stade de France and Aquatics Center)
- 100% of training venues (excluding competition venues) within 20 minutes of the Village
- 100% of venues accessible by environmentally friendly public transport
- 400 meters maximum distance to a metro station from any location in Paris

Paris2024 media

The World Capital for Shopping (2019)

Paris is the international capital of fashion and creation. Between luxury houses, department stores, designers' trends, concept stores and outlets, Paris Region is a popular shopping destination for French and foreign tourists.

- **253** shopping centers, including Westfield Les Quatre Temps, Westfield Forum des Halles, Vill'Up, the Carrousel du Louvre, Beaugrenelle, Bercy Village, La Vallée Village.
- **17** major department stores: Galeries Lafayette, Printemps, Le Bon Marché, BHV Marais...

Westfield Forum des Halles (Paris)

#1

European Shopping destination

53.8M

visitors in 2019

Sites commerciaux n°302, October 2020
Panorama/Tradedimensions, Le guide 2020 de la distribution and L'Institut Paris Region

3 Paris Region Shopping Centers are Among Europe's Top 10 Centers
(annual footfall, in million visitors, 2019)

Westfield Forum des Halles (Paris)	53.8
Westfield Stratford City (London)	52.9
Westfield Les Quatre Temps (La Défense, Paris Region)	44.3
Bullring (Birmingham)	39.6
Westfield London (London)	31.2
La Part-Dieu (Lyon)	30.4
Hoog Catharijne (Utrecht)	30.0
Shopping City Süd (Vienna)	24.7
Manufaktura (Lodz)	21.2
Créteil Soleil (Créteil, Paris Region)	21.0

Sites commerciaux n° 302, octobre 2020



© Westfield Forum des Halles

A Unique Culinary Destination (2020)

Paris Region is home to the Rungis National Interest Market (MIN), which is the largest food market in the world. It accounts for nearly two-thirds of the wholesale market activity in France.

As the largest food consumption area in France, Paris Region has **12.2 million** inhabitants and welcomes **50 million** tourists every year.

Rungis International Market, the world's biggest fresh products market

- **9.4 billion** euros turnover
- **18 million** consumers
- **1,200** companies
- **6,710,450** visitors
- **3 million** tons of goods pass through every year with around **300,000** references of fresh food products.

Rungis, 2020

5,600 m²

the largest organic market in Europe

An Effervescent Gastronomy Scene

Paris Region is home to an effervescent gastronomy scene: **23,000** restaurants, exceptional chefs, hotspots, foreign specialties, Parisian cafes, organic cafes... there is something for every taste!

23,000

restaurants

Guide Michelin, 2021

Specialities Produced in Paris Region

1,000 products and **70** kinds of fruits and vegetables

Many culinary products are the richness of the Region and bear the names of more than **70** communes of Paris Region, for example: rose from Provins, poppies from Nemours, Brie from Meaux or Melun, watercress from Méréville, honey and saffron from Gâtinais, beer from Vexin, peppermint from Milly-la-Forêt, baguettes from Paris, asparagus from Argenteuil, beans from Arpajon, potatoes from Belle de Fontenay, mushrooms and hams, cherries from Montmorency, cabbage from Pontoise, Strawberries from Marcoussis.

Cervia

Paris Region is the leading French region for the production of watercress and parsley. It ranks **2nd** for white onions, **3rd** for broad beans, industrial beets, fibre flax.

Chambre d'Agriculture d'Ile-de-France, 2021



131

Michelin-starred restaurants, incl.

10***

12**

109*



Copyrights of pictures from left to right and top to bottom:

Ecole Centrale, Saclay © Carlos-Ayesta
 La Défense Business District © 11h45 pour Defacto
 Bourse de Commerce – Pinault Collection © Tadao Ando
 Architect & Associates, Niney et Marca Architectes, Agence
 Pierre-Antoine Gatier - Photo Vladimir Partalo
 Paris CDG Airport © Aéroport de Paris – Burlot
 Stade de France © Jean-Michel Sicot – L'Institut Paris Region
 Charenton-le-Pont - Ivry-sur-Seine © Paris-Est-Marne et Bois
 Axe majeur de Cergy © Val d'Oise
 Ariane Group © Département des Yvelines

Please do not hesitate to send us your comments and suggestions to improve this new edition: prff@chooseparisregion.org
 We thank all the organizations and individuals from whom we have been able to retrieve the data used in producing this document:
 2thinknow, ACI, Adecco, APUR, ARCEP, Arafer, ARWU, ASTech, AT. Kearney, Atomico, Barnes, BNP Paribas Real Estate, Cable.co.uk, Cap Digital, CBRE, CEOWorld Magazine, Cervia, Chambre d'Agriculture d'Ile-de-France, Choose Paris Region, Colliers International, Paris Ile-de-France CCI, Cité internationale universitaire, CJS, Cosmetic Valley, Cornell University, CRT Paris Ile-de-France, Cushman & Wakefield, Diane, ECA International, Educisol, Elsevier/Scopus, Erasmus, European Startups, Eurostat, Expatistan, EY-ULI Index, Ficep, fdi Intelligence and the TNW (The Next Web), Finance Innovation, Financial Times, FNAK, Fortune Magazine, French Customs, Gobelins, Guide Michelin, Haropa - Ports de Paris, HEC, Hceres, ICCA, Ile-de-France Mobilités, Ile-de-France Region, Immostat, INJEP-MERES, INPI, INSEAD, INSEE, International Animation School Ranking, IRDS, JLL, KPMG, Le Coût de l'Expat, L'Institut Paris Region, Mastercard, Medicen, Mercer, Mori Memorial's Foundation's Institute for Urban strategies, Ministry of Education, Higher Education and Research, Next Move, OJS, OLAP, OMPI, ORIE, OST, OTCP (Paris Convention and Visitors Bureau), Panorama/tradedimensions, Paris2024 media, Paris Aéroport, Paris Ile-de-France Capitale Economique, Polymeris, PWC, QS Quacquarelli Symonds, RATP, Reuters, Rungis, Savills, Schroders, SETRA, Sites commerciaux, SNCF, Société du Grand Paris, Station F, Startup Blink, Systematic, Unesco, Unicem, UNIMEV, Velib Metropole, WIPO.

Editorial Board: Paris Region Facts and Figures 2021
 Choose Paris Region: Pauline Degaudenzi, Florence Humbert, Stéphanie Rimbert
 L'Institut Paris Region: Vincent Gollain, Christine Tarquis
 Paris Ile-de-France Regional Chamber of Commerce and Industry: Yves Burfin, Isabelle Savelli
 Maps: Pascale Guéry, L'Institut Paris Region
 Graphic design: Choose Paris Region
 Printed in June 2021, France
 © Choose Paris Region
 © L'Institut Paris Region
 © Paris Ile-de-France CCI
 ISSN: 1958-1270

L'INSTITUT PARIS REGION

URBAN PLANNING AND
ENVIRONMENTAL AGENCY

URBAN PLANNING
CULTURE & HERITAGE
INNOVATION
METABOLISM
CLIMATE
BIODIVERSITY
MOBILITY
ECONOMY



<https://en.institutparisregion.fr>

L'INSTITUT
PARIS
REGION



Crédit: photo AdobeStock

Expanding your network, boosting growth

with Paris Ile-de-France Regional Chamber
of Commerce and Industry

Are you a foreign company?
Are you looking for potential business partners
on the French market?



Doing Business
in Paris

is at your service
international.cci-paris-idf.fr



01 55 65 44 44

Prix d'un
appel local

Du lundi au vendredi de 9H00 à 17H30



CCI PARIS ILE-DE-FRANCE
INTERNATIONAL



The One-Stop-Shop For Paris Region

Work with us to access all local players and enjoy your expansion in the most thriving European region!



chooseparisregion.org

contact@chooseparisregion.org



ChooseParisRegion



parisregion



ChooseParisRegion



@ChooseParisReg



Contact us at
contact@chooseparisregion.org

Visit our website at
chooseparisregion.org



Contact us at
info@institutparisregion.fr

Visit our website at
en.institutparisregion.fr



Contact us at
crocis@cci-paris-idf.fr

Visit our website at
crocis.cci-paris-idf.fr